


UTAH DIVISION OF WILDLIFE RESOURCES

WATERFOWL

◀ GUIDEBOOK ▶



2020-21

CONTACT US

Turn in a poacher

Phone: 1-800-662-3337

Email: turninapoacher@utah.gov

Online: wildlife.utah.gov/utip

Division offices

Offices are open 8 a.m.–5 p.m.,
Monday through Friday.

Salt Lake City

1594 W North Temple
Box 146301
Salt Lake City, UT 84114-6301
801-538-4700

Central Region

1115 N Main Street
Springville, UT 84663
801-491-5678

Northeastern Region

318 N Vernal Avenue
Vernal, UT 84078
435-781-9453

Northern Region

515 E 5300 S
Ogden, UT 84405
801-476-2740

Southeastern Region

319 N Carbonville Road, Ste A
Price, UT 84501
435-613-3700

Southern Region

1470 N Airport Road
Cedar City, UT 84721
435-865-6100

Washington County Field Office

451 N SR-318
Hurricane, UT 84737
435-879-8694



CONTENTS

- 6 Key dates and fees
- 8 Basic requirements
- 9 Do you need a federal stamp?
- 9 Utah's Trial Hunting Program
- 10 Do you have a HIP number?
- 11 How to obtain a 2020 swan permit
- 13 Swan permits for youth
- 15 After your swan hunt
- 16 Firearms, crossbows and archery tackle
- 17 Make sure you're in range
- 18 Hunters with disabilities
- 18 Hunting methods
- 20 Boating laws and rules
- 21 Hunting-dog field trials and training
- 23 Rest areas
- 23 No-shooting areas
- 24 Trespassing
- 24 Possession and transportation
- 25 Avian diseases in Utah
- 27 Special regulations for national wildlife refuges
- 28 Digital license
- 30 Season dates and bag and possession limits
- 31 Goose areas
- 32 ID that swan before you shoot it
- 32 Mercury and ducks
- 33 Waterfowl Slam program
- 34 Utah's Youth Waterfowl Hunts
- 35 Maps available online
- 36 Shooting hours
- 39 Identification
- 56 Definitions

WHAT'S NEW

COVID-19 and Utah's waterfowl hunts:

Stay informed about COVID-19 pandemic-related changes that might affect your hunt. See the box on page 29 and visit wildlife.utah.gov/covid.

Apply for permits: If you plan to apply for swan, greater sage-grouse, sandhill crane and sharp-tailed grouse permits in the hunt drawing, the permit application period runs from July 1–16, 2020. For more information on applying for a swan permit, see page 11. For information on applying for grouse and crane permits, see the *2020–21 Utah Upland Game and Turkey Guidebook*.

Change to permit surrender processes:

Starting this year, if you need to surrender your swan permit, you are strongly encouraged to do so **at least 30 days before** the season opens. The surrender process has changed and could result in the loss of previously accrued preference points. For details, see the article on page 32 or visit wildlife.utah.gov/refund.

Fee increases for nonresident hunters:

License, permit and application fees for hunters who are not Utah residents will increase starting July 1, 2020. Some of those increased fees are listed in the tables on page 6. To see all of Utah's license and permit fees, visit wildlife.utah.gov/licenses/fees.html.

Lower scaup limit: The daily bag limit for scaup has been reduced to two birds per day. For all bag limits and season dates, see page 30.

Youth Waterfowl Hunt dates: This fall, the Youth Waterfowl Hunt in the Northern Zone will be held Sept. 19, 2020. The Youth Waterfowl Hunt in the Southern Zone will be held two weeks later, on Oct. 3, 2020. For details, see page 34.

KNOW THE LAWS

This guidebook summarizes Utah's waterfowl hunting laws and rules. Although it is a convenient quick-reference document for Utah's waterfowl regulations, it is not an all-encompassing resource.

For an in-depth look at the state's waterfowl hunting rules, visit wildlife.utah.gov/rules. For Utah's wildlife laws and statutes, visit le.utah.gov/xcode/code.html.

Then use the references in the guidebook—such as *Utah Admin. Rule R657-9-6* and *Utah Code § 23-20-3*—to find the detailed law or rule that underpins the guidebook summary.

If you have questions about a particular rule, call or visit the nearest Division office.

Who makes the rules?

The Utah Wildlife Board passes the rules summarized in this guidebook.

There are seven board members, and each serves a six-year term. Appointed by the governor, board members are not Division employees.

The Division's director serves as the board's executive secretary but does not have a vote on wildlife policies.

Before board members make changes to wildlife rules, they listen to recommendations from Division biologists. They also receive input from the public and various interest groups via the regional advisory council (RAC) process.

If you have feedback or suggestions for board members, you can find their contact information online at wildlife.utah.gov.

Wildlife Board members

Randy Dearth
Wade Heaton
Karl Hirst
Donnie Hunter
Bret Selman

Byron Bateman, *Chair*
Kevin Albrecht, *Vice Chair*
Mike Fowlks,
Division Director &
Executive Secretary

Swan hunting tagging change: Starting in 2020, swan hunters will have a bit more leeway in when and where they can tag a swan. For details, see page 15.

Forfeit preference points for purchase of remaining swan permit: If you purchase a swan permit that's available after the hunt drawing in 2020, you will lose any preference points you've accrued for swan. To learn more about purchasing these permits, see page 12.

Hunting in Utah State Parks: Hunting of wildlife is allowed within the boundaries of all Utah State Park areas, except those areas and hunts specifically closed by the Utah Division of State Parks and Recreation in *Utah Admin. Rule R651-614*. For details, see page 18 or visit stateparks.utah.gov/resources/hunting-at-state-parks.

Check season dates: Season dates change every year. For details, see the tables that start on page 30.

And keep in mind

Northern and Southern duck-hunting zones: This year, there will again be two different zones for hunting ducks, coots, mergansers, snipe and scaup. For season dates and boundary information on the Northern and Southern zones, see page 30.

License required to apply for permits: Before you can apply for swan, greater sage-grouse, sandhill crane and sharp-tailed grouse permits in the hunt drawing, you must have a valid hunting or combination license. See page 9 for details.

Apply in a youth-only group for swan permits: Up to four youth may apply together for swan permits in a youth-only group. For details on applying as part of a youth-only group, see page 13.

Online HIP registration process: Registration in the Migratory Game Bird Harvest Information Program (HIP) has never been easier. To register, visit wildlife.utah.gov/uthip. For more information, please see page 10. You must have a HIP number issued between March 11, 2020 and March 10, 2021 if you plan to hunt waterfowl during the 2020–2021 season.

Plan your hunt: The Utah Hunt Planner is an online tool you can use to be better prepared for your next Utah hunt. It contains in-depth information on Utah's waterfowl management areas. To use the hunt planner, visit wildlife.utah.gov/huntplanner.

Buy your license over the phone: You can now buy a Utah hunting or combination license over the telephone. Just call 1-800-221-0659. The line is staffed 24 hours a day, seven days a week. In addition to the fee for the license, you'll also be charged a \$2 transaction fee for each item you buy.

Youth hunting age: To be considered a youth for all waterfowl hunting, you must be 17 years old or younger on July 31, 2020.

Retrieving waterfowl! Before hunting in an area, make sure you can retrieve the birds you shoot. Because of mud or deep water, you may need chest waders, a dog or a boat. Not attempting to retrieve your waterfowl could result in a citation.

Swan check-in and reporting: If you draw a 2020 swan permit, you are required to check in your swan and submit a harvest report. For more information about this requirement, see page 15.

Trial hunting program: This fall, people who haven't hunted may be able to try it for the first time without taking Hunter Education. For details, see the box on page 9.

Participate in the Waterfowl Slam: The slam is a fun, voluntary program that

Don't lose your hunting and fishing privileges

If you commit a wildlife violation, you could lose the privilege of hunting and fishing in Utah. The Utah Division of Wildlife Resources can suspend the license of anyone who knowingly, intentionally or recklessly violates wildlife laws. Your license can be suspended for a wildlife violation if:

- You are convicted.
- You plead guilty or no contest.
- You enter a plea in abeyance or diversion agreement.

Suspension proceedings are separate and independent from criminal prosecution. The Utah Division of Wildlife Resources may suspend your license privileges whether or not the court considers suspension in your criminal case. You will be notified of any action against your privilege after criminal proceedings conclude. And remember, if your license is suspended in Utah, you may not be permitted to hunt or fish in most other states. (Visit wildlife.utah.gov/know-the-consequences.html to see a map of participating states.)



raises funds for waterfowl conservation. Adults can join for \$20, and youth can join for \$10. To learn more, visit page 33 or wildlife.utah.gov/waterfowl-slam.

No shooting or hunting on Antelope Island: Antelope Island remains a no-shooting area. For details, see page 17.

Off-highway vehicles: Off-highway vehicles are not permitted on state waterfowl management areas, except in areas that are posted open to OHV use.

Burning phragmites during the hunt: This fall, as conditions permit, the Division will burn phragmites at a few waterfowl management areas. To stay up to date on any prescribed burns, visit twitter.com/UtahDWR.

Corrections: If errors are found in this guidebook after it is printed, the Division will correct them in the electronic copy that is posted online. Visit wildlife.utah.gov/guidebooks to view all of the Division's guidebooks.

Private lands: The Division cannot guarantee access to any private land. Under certain circum-

stances, you must obtain written permission from the landowner or the landowner's authorized representative before hunting on private lands. For more information, please see *Trespassing* on pages 23–24.

Protection from discrimination: The Division receives federal financial assistance from the U.S. Fish and Wildlife Service. Under Title VI of the Civil Rights Act of 1964, Section 504 of the Rehabilitation Act of 1973, Title II of the Americans with Disabilities Act of 1990, the Age Discrimination Act of 1975, Title IX of the Education Amendments of 1972, the U.S. Department of the Interior and its bureaus prohibit discrimination on the basis of race, color, national origin, age, disability or sex. If you believe that you have been discriminated against in any program, activity or facility, or if you desire further information, please visit www.doi.gov/pmb/eo/public-civil-rights.cfm.

Division funding: The Division is mostly funded by the sale of hunting and fishing licenses and through federal aid made possible by an excise tax on the sale of firearms and other hunting- and fishing-related equipment.

KEY DATES AND FEES

Resident license fees

License	Fee
365-day hunting license (age 13 and under)	\$11
365-day hunting license (ages 14–17)	\$16
365-day hunting license (ages 18–64)	\$34
365-day hunting license (age 65 and older)	\$25
365-day hunting license for disabled veterans (see the box on page 10 for details)	\$25.50
Multi-year hunting license (age 18 and older)	\$33 per year, up to five years
365-day combination* license (ages 14–17)	\$20
365-day combination* license (ages 18–64)	\$38
365-day combination* license (age 65 and older)	\$29
365-day combination* license for disabled veterans (see the box on page 10 for details)	\$28.50
Multi-year combination* license (age 18 and older)	\$37 per year, up to five years

* A combination license allows you to hunt or fish in Utah and also allows you to fish with a second pole.

Nonresident license fees

New this year: License, permit and application fees for nonresident hunters will increase starting July 1, 2020. The increased license fees are listed in the table below. For a complete list of Utah's license and permit fees, visit wildlife.utah.gov/licenses/fees.html.

License	Fee
3-day small game license (any age)	\$42
365-day hunting license (age 17 and younger)	\$29
365-day hunting license (age 18 and older)	\$72
Multi-year hunting license (up to five years) for age 18 and older	\$71 per year, up to five years
365-day combination* license (age 17 and younger)	\$33
365-day combination* license (age 18 and older)	\$98
Multi-year combination* license (age 18 and older)	\$97 per year, up to five years

* A combination license allows you to hunt or fish in Utah and also allows you to fish with a second pole.

Other fees

New this year: License, permit and application fees for nonresident hunters will increase starting July 1, 2020. The increased permit and application fees are listed in the table below. For a complete list of Utah's license and permit fees, visit wildlife.utah.gov/licenses/fees.html.

Federal migratory bird hunting and conservation stamp (16 years of age and older). These are available at U.S. post offices and some license-agent locations.	\$25
Swan permit (resident)	\$15†
Swan permit (nonresident)	\$17‡
Application fee (resident)	\$10
Application fee (nonresident)	\$15

† You will be charged an additional \$10 nonrefundable resident application fee.

‡ You will be charged an additional \$15 nonrefundable nonresident application fee.

2020–21 season dates

Youth Waterfowl Hunt—Northern Zone (see page 34 for details)	Sept. 19, 2020
Youth Waterfowl Hunt—Southern Zone (see page 34 for details)	Oct. 3, 2020
Swan	Oct. 3–Dec. 13, 2020
Ducks, mergansers, coots and Wilson's snipe—Northern Zone	Oct. 3, 2020–Jan. 16, 2021
Ducks, mergansers, coots and Wilson's snipe—Southern Zone	Oct. 17, 2020–Jan. 30, 2021
Scaup—Northern Zone	Oct. 3–Dec. 27, 2020
Scaup—Southern Zone	Nov. 6, 2020–Jan. 30, 2021
Dark geese—Eastern Box Elder goose area	Oct. 3, 2020–Jan. 16, 2021
Dark geese—Northern goose area	Oct. 3–15, 2020 and Oct. 24, 2020–Jan. 24, 2021
Dark geese—Southern goose area	Oct. 17, 2020–Jan. 30, 2021
Dark geese—Wasatch Front goose area	Oct. 3–15, 2020 and Nov. 7, 2020–Feb. 7, 2021
Light geese (see page 30 for closure details)	Oct. 26–Dec. 15, 2020 and Jan. 15–March 10, 2021

Swan application dates

Swan hunting application available online	July 1, 2020
Application deadline	July 16, 2020
Drawing results available	Aug. 3, 2020
Remaining permits go on sale, if available	Aug. 13, 2020

BASIC REQUIREMENTS

Obtaining the proper hunting license and registering for a Migratory Bird Harvest Information Program (HIP) number are important steps to complete before hunting waterfowl in Utah. Depending on your age, you may also need a federal migratory bird hunting and conservation stamp. This section provides information about each of these items and how to obtain them.

Are you old enough?

Utah Code § 23-19-11

In Utah, there are no age restrictions for waterfowl hunters. If you have passed a Division-approved hunter education course, then you can hunt waterfowl in Utah, regardless of your age.

You are considered to be a youth hunter if you are 17 years old or younger on July 31, 2020.

Adults must accompany young hunters

Utah Code § 23-20-20

While hunting with any weapon, a person under 14 years old must be accompanied by his or her parent, legal guardian or other responsible person who is 21 years of age or older and who has been approved by the parent or guardian.

A person at least 14 years old and under 16 years old must be accompanied by a person 21 years of age or older while hunting with any weapon.

The Division encourages adults to be familiar with hunter education guidelines or to complete the hunter education course before accompanying youth into the field.

While in the field, the youth and the adult must remain close enough for the adult to see and provide verbal assistance to the young hunter. Using electronic devices, such as two-way radios or cell phones, does not meet this requirement.

Is hunter education required?

Utah Code § 23-19-11 and Utah Admin. Rule R657-23

If you were born after Dec. 31, 1965, you must provide proof that you've passed a hunter education course approved by the Division before you can apply for or obtain a hunting license or a swan permit.

The only exception to this law is for individuals who are participating in the Division's Trial Hunting Program. You can find details about the program on the next page or by visiting wildlife.utah.gov/trial.

Proof of hunter education

You can prove that you've completed hunter education by obtaining a hunter education card (called a "blue card" in Utah) or if you have a verified hunter education number on file with the Division. The number is assigned when you complete hunter education and your blue card is issued.

How to take hunter education

To get started, you should visit wildlife.utah.gov/huntereducation. You'll see links to various traditional and online hunter education courses. Follow the instructions on the website to obtain a hunter education registration certificate (required) and to register for a course online.

If you need assistance, please contact your local Division office or call 801-538-4727.

When you finish the course, your instructor will verify your course completion in the online hunter education system. At that point, you

will be able to apply for or obtain permits in the Division's hunt drawing, and your hunter education registration certificate will become your hunting license.

Approximately four to six weeks after you complete the course, you will receive your blue card by mail.

You should also keep the following in mind:

- Hunters under the age of 16 must be accompanied by an adult while hunting.
- All hunting regulations, including season dates and bag limits, will apply.
- Hunters who are planning to hunt out of state should allow enough time for their hunter education card to arrive in the mail.

New to Utah?

If you become a Utah resident, and you've completed a hunter education course in another state, province or country, you must obtain a Utah blue card before you can buy a resident hunting license. You can obtain a Utah blue card at any Division office by providing proof that you've completed a hunter education course approved by the Division.

Do you have a license?

Utah Code § 23-19-1

Before you can hunt waterfowl in Utah — and apply for or obtain a swan permit — you must possess a valid hunting license or combination license.

Here's the difference between the two licenses:

- A hunting license allows you to hunt small game, including waterfowl and upland game.
- A combination license allows you to fish and hunt small game in Utah. When you buy a combination license, you also get a price break compared to buying your hunting and fishing licenses separately.

To purchase a license, visit wildlife.utah.gov or call 1-800-221-0659. You can also visit a

Utah's Trial Hunting Program

Utah Admin. Rule R657-68

Have you ever wanted to bring your spouse, child or friend along on a hunt and give them a chance to try hunting? Now, they can join you on your next duck or goose hunt.

Utah's Trial Hunting Program allows anyone over the age of 12 to try hunting for up to three years—while accompanied by a licensed hunter over the age of 21—before taking a Hunter Education course.

The program applies to hunts for many different species, including ducks, geese and other waterfowl. To sign up for the program or to learn more about it, visit wildlife.utah.gov/trial.

license agent or any Division office.

New this year: Starting July 1, 2020, all license, permit and application fees for nonresident hunters will increase. For details, see page 6 or visit wildlife.utah.gov/licenses/fees.html.

You must carry your license with you while you're hunting, and you cannot alter your license, or transfer or lend it to another person.

Keep in mind that you can also use the Utah Hunting and Fishing app to legally carry hunting or combination licenses on a phone or tablet for all the members of your family. To download the app, visit wildlife.utah.gov/mobileapp.

Do you need a federal stamp?

Utah Admin. Rule R657-9-3

In addition to your hunting license, if you're 16 years old or older, you must obtain a federal migratory bird hunting and conservation stamp. This stamp is commonly referred to as a duck stamp.

You can purchase a duck stamp from your local post office, some license agents or by phone. The phone number is 1-800-782-6724. You can also call this number to order additional duck stamps. Duck stamps are not available at Division offices.

After you buy your stamp, you must validate it by signing your name in ink across the face of the stamp. You must also carry your stamp with you while you're hunting (most hunters place their stamp on the back of their hunting license).

If you're 15 years of age or younger, you do not need a federal duck stamp to hunt waterfowl, but if you turn 16 during the season, you must buy a stamp to hunt the remainder of the season.

Do you have a HIP number?

50 CFR 20.20 and Utah Admin. Rule R657-9-33

In addition to your license (and your duck stamp, if required), you must obtain a Migratory Game Bird Harvest Information Program (HIP) registration number every season.

The number you obtained last season is not valid for this season.

HIP numbers for the 2020–2021 season are valid from March 11, 2020 through March 10, 2021.

A mobile-friendly process

To obtain a Utah HIP number, just visit wildlife.utah.gov/uthip from any computer, smartphone or tablet and complete a few brief questions.

You will need to provide information about any migratory game bird hunts you participated in during the 2019–2020 season.

When you complete the registration process, your new HIP number will appear on the screen. You can also choose to have it emailed to you.

If you need help while registering for a HIP number, please call any Division office (see page 2) from Mon.–Fri., 8 a.m.–5 p.m.

Once you've obtained your HIP number, you must write the number in the space provided on your current hunting license.

You can also enter and save your HIP number on the Utah Hunting and Fishing app. The app is available at wildlife.utah.gov/mobileapp.

Discounted licenses for disabled veterans

To thank our servicemen and service-women, the Division offers discounted hunting and combination licenses to Utah veterans who were disabled in the line of duty.

The discounted hunting license is \$25.50, instead of the \$34 full price. Likewise, the discounted combination license is \$28.50, instead of the \$38 full price. Either license is good for 365 days from the day you buy it. Discounted licenses are available online or from all Division offices listed on page 2.

To purchase a discounted hunting or combination license, you must be a Utah resident and have a qualifying service-connected disability of at least 20 percent.

To apply for a license online, please visit wildlife.utah.gov/disabledvet and complete the online form. If you need assistance, please call the nearest Division office.

If you choose to visit a Division office to purchase your license, simply bring the verification of service-connected disability documentation that the Department of Veterans Affairs issued to you.

You can find additional resources for hunters and anglers with disabilities at wildlife.utah.gov/disabled-access.

HOW TO OBTAIN A 2020 SWAN PERMIT

Utah Admin. Rule R657-62-22

Utah is one of the few places in the country where you have the opportunity to hunt swans. This section provides information about applying for a swan permit or preference point in 2020. You will also find information about what to do if you obtain a permit and harvest a swan.

Apply for a swan permit (new)

Utah Admin. Rule R657-62-22

To hunt swan in Utah, you must draw a permit in the hunt drawing. You can apply for the drawing online at wildlife.utah.gov from July 1-16, 2020.

You must have a valid Utah hunting or combination license before you can apply for or obtain a swan permit. You must also have a valid hunting or combination license in order to hunt any waterfowl species. If your hunting license expires before the waterfowl season ends, you'll have to buy a new license to hunt the remainder of the season.

New this year: As of July 1, 2020, all license, permit and application fees have increased for nonresident hunters. You can see the new nonresident fees on page 6.

Don't forget: You may also apply for greater sage-grouse, sandhill crane and sharp-tailed grouse permits when you apply for a swan permit. For details on applying for grouse and crane permits, see pages 10-13 of the 2020–21 *Utah Upland Game and Turkey Guidebook*.

If you don't want to apply for a permit this year, but you want a better chance of drawing one next year, you can apply for a preference point instead.

Complete the orientation course

Before you can apply for either a swan permit or a preference point, you must first complete a one-time swan hunting orientation course. The course is available online at wildlife.utah.gov/SwanCourse and takes about 30 minutes to complete.

The swan orientation course provides information about swans, including information that will help you identify tundra swans and trumpeter swans in flight. Both are legal to take, but the Division discourages you from shooting trumpeter swans.

After you've taken the course, you don't have to take it again as long as you follow the mandatory harvest reporting rules listed on page 15.

Key dates

Utah Admin. Rule R657-62-22

Please note the following dates if you want to apply for a 2020 swan permit or preference point.

July 1: Apply online for a permit or preference point (new)

Starting July 1, you may apply online for a swan permit or preference point. Both residents and nonresidents may apply. Groups of up to four adults or four youth may also apply. For more information, please see *Applying as a group* on page 12.

When you submit your application for either a swan permit or a preference point, you will be charged a nonrefundable application fee.

New this year: As of July 1, 2020, all license, permit and application fees have increased for nonresident hunters.

The application fee is \$10 for residents and \$15 for nonresidents. A permit fee is charged only if you are successful in drawing a permit. The fee for a swan permit is \$15 for residents and \$17 for nonresidents.

If you purchase your hunting or combination license while applying for a swan permit, you'll also be charged a license fee. See page 6 for a list of license fees.

You can use American Express, Discover, MasterCard and VISA credit or debit cards as payment, and they must be valid through September 2020. You can also use a pre-paid credit card. Please keep in mind that the Division is not responsible for any bank charges incurred for the use of credit or debit cards.

To change the credit or debit card associated with your application, call 1-800-221-0659 or visit utah-hunt.com.

July 16: Deadline for permit and preference point applications

Your application for a swan permit or preference point must be submitted online no later than 11 p.m. MDT on July 16, 2020. If you need help with your online application, please call any Division office before 5 p.m. MDT on July 16, 2020. A Division employee will be available to help you.

July 16: Deadline to resubmit or withdraw an application

Did you make a mistake in your online permit application? Simply withdraw your original online application and submit a new, correct application before 11 p.m. MDT on July 16, 2020.

In order to withdraw your application, you must have the confirmation number from your original application. You must also have your customer ID and your date of birth. For each new application you submit, you will be charged a nonrefundable application fee.

If you need help with your online application, please call any Division office before 5 p.m. MDT on July 16, 2020.

If you decide not to hunt swan, you can withdraw your online permit application until 11 p.m. MDT on July 16, 2020.

Please remember that any fees you submitted with your application are not refundable.

August 3: Drawing results available

You'll be notified of the drawing results by email on or before Aug. 3, 2020. You can also learn your drawing results online or by calling 1-800-221-0659.

In order to protect your privacy—and to comply with governmental records access laws—you may obtain access to only your own drawing results.

If you draw a permit, you'll likely receive your permit in the mail in August.

August 13: Remaining permits available (new)

If any permits remain after the hunt drawing, they will be available beginning Aug. 13, 2020. Visit wildlife.utah.gov/waterfowl in early August to see purchase times and locations.

New this year: If you obtain a swan permit that remains available after the hunt drawing, you will **lose** any preference points you've accrued.

Applying as a group

Utah Admin. Rule R657-62-22

Instead of applying as an individual hunter, you and your friends and family can apply together as a group. Up to four hunters—including a mix of residents and nonresidents—can apply together for swan permits.

And don't forget: up to four youth can apply together in a youth-only group.

Important: If you're a youth and you want an opportunity to draw one of the permits reserved for youth, do **not** apply in a group with an adult. Up to **four youth hunters** can apply together for a swan hunt. For more details about swan-hunting opportunities for youth, see *Utah's Youth Waterfowl Hunts* on page 34.

When you apply, all fees for all applicants in your group must be charged to one credit or debit card. If your group is successful in the drawing, all of the applicants in your group who have valid applications will receive a permit.

Preference points (new)

Utah Admin. Rule R657-62-9

Preference points ensure that applicants who are unsuccessful—or those who choose to apply only for a preference point—will have a better chance of obtaining a swan permit in next year's hunt drawing.

Important: If this is your first time applying for a swan preference point or permit, you must complete the swan orientation course.

A preference point is awarded for each unsuccessful swan application.

An individual who does not want to hunt swan in the current year may apply for a preference point only by selecting the appropriate hunt choice code (SWN) on the application and paying the application fee.

If you are eligible for a swan permit, you are eligible to apply for a preference point. You cannot, however, apply for both a permit and a preference point in the same season.

A preference point will not be issued if you are successful in drawing a swan permit.

New this year: If you obtain a swan permit that remains available after the hunt drawing, you will **lose** any preference points you've accrued.

How your preference points work in the drawing

In the drawing, swan applications are sorted into groups by the number of preference points—a 4-preference-point group, a 3-preference-point group and so on—from highest to lowest. Within each group of preference points, the applications are then sorted from lowest to highest draw numbers. Permits are awarded in order, based on the hunt choice selected.

Preference points are averaged and rounded down when two or more applicants apply as a group. For example, if hunter A

Swan permits for youth

Utah Admin. Rule R657-62-22

Fifteen percent of this year's swan hunting permits are reserved for hunters who will be 17 years of age or younger on July 31, 2020.

If you meet this age requirement, you can participate in the youth drawing for swan permits. You have two options: You can either submit an application as an individual youth hunter or as a member of a youth-only group.

Up to **four youth hunters** can apply to hunt together in a youth-only group. This allows youth to hunt swans with siblings, friends, cousins and other youth.

When you apply in a youth-only group for the swan hunt, all hunters must meet the age requirement for the application to be processed as a youth-only application.

If you're successful in drawing permits, please remember that all hunters under the age of 16 must be accompanied in the field by a parent, legal guardian or responsible person 21 years of age or older. For details on this requirement, see page 8.

with three preference points and hunter B with zero preference points apply as a group, the preference points are averaged (1.5) and rounded down to one. This process will determine in which group of preference points your application will be considered. Hunters with one preference point will be considered only after all groups or individuals with two or more preference points and before all groups or individuals with zero preference points.

Surrendering your permit (new)

If you need to surrender your permit—and your hunting season hasn't started—you should consider surrendering the permit as soon as possible. If you surrender early enough, you'll be able to keep your preference points.

New this year: If you surrender a swan permit at least 30 days before the start of the season, you'll get all of your previously accrued preference points back, but you will not earn a point for the current year. **Important: If you surrender a swan permit less than 30 days before the season opens, you will lose all of your previously accrued preference points for swan, and you will not earn a point for the current year.**

To learn more about surrendering a permit, visit wildlife.utah.gov/refund.

Group surrender

New this year: If you obtain a swan permit through a group application—and then you decide to surrender it—you will not have your preference points reinstated unless your **entire** group meets the following conditions:

- All group members must surrender their permits
- Permit surrenders must occur at least 30 days before the start of the season

Note: Even if you meet the above conditions, you will not earn a point for the current year.

Important: If some of your group members surrender their permits **less than 30 days** from the season opener, **all** group members will lose **all** of their preference points.

Members of the group may not surrender their permits individually unless the surrender occurs because of:

- Activation in the military
- An injury or illness that will prevent the individual from hunting
- Death

Permit refunds

Utah Code § 23-19-38 and Utah Admin. Rule R657-42

The Division rarely issues refunds for permits, licenses or certificates of registration, but there are some exceptions. To see if you're eligible for a refund, visit wildlife.utah.gov/refund.

New this year: If you are eligible for a refund, you must submit all required forms and accompanying paperwork within 90 days of the season ending in order to qualify for a full refund.

AFTER YOUR SWAN HUNT

Utah Admin. Rule R657-62-22

If you receive a swan permit in 2020, be sure to meet the following requirements by Jan. 12, 2021.

Tag your swan

Utah Code § 23-20-30 and Utah Admin. Rule R657-9-5

After you've taken a swan, you must tag the swan.

New this year: Starting in 2020, you may wait to tag the swan until after you return to your blind, your boat (or other vessel) or dry land, whichever is nearest to the point where the bird was retrieved.

To tag a swan, completely detach the tag from your swan permit and completely remove the notches that correspond with the month and day the swan was taken. Then, attach the tag to the carcass so the tag remains securely fastened and visible.

Your swan tag also includes a notch that indicates the sex of the bird, but you do not need to remove this notch; you only need to remove the notches that indicate when the bird was taken.

You may not remove more than one notch indicating the month or day the swan was taken, or tag more than one swan using the same tag. Also, you may not hunt or pursue swans after any of the notches have been removed from the tag or the tag has been detached from your permit.

Get your swan examined

Utah Admin. Rule R657-9-6

You must bring the tagged swan or its head to a Division office—or the Bear River Migratory Bird Refuge office—within three days of harvesting the swan. A staff person will examine the swan's head and complete your swan harvest survey for you. This visit provides biologists with valuable information about swans in Utah.

Mandatory reporting

Utah Admin. Rule R657-9-6

If you obtain a swan permit, you must complete and submit a swan harvest survey by Jan. 12, 2021. **Important:** Reporting is required, even if you did not hunt or harvest a swan. You can complete the harvest survey online or by calling 1-800-221-0659.

If you do harvest a swan, a Division biologist will complete your harvest survey as part of the post-harvest examination that is required of all successful swan hunters.

To report your swan harvest, simply bring the tagged swan or its head to a Division office, or the Bear River Migratory Bird Refuge office, within three days of harvest. A Division or Refuge employee will help you complete your swan harvest survey.

It's important to comply with the requirements listed above. If you miss the Jan. 12 deadline, you will be ineligible to apply for a 2021 swan permit unless you:

- Get the head of your harvested swan examined at a Division office
- Complete and submit a late harvest survey
- Pay a \$50 late fee
- Complete the swan orientation course again

If you did not harvest a swan, you would only be required to complete the last three items before applying for your 2021 swan permit.

Download the free

UTAH
HUNTING &
FISHING APP

wildlife.utah.gov/MobileApp

FIELD REGULATIONS

While hunting waterfowl in Utah, there are several requirements you must keep in mind to protect yourself and the resource. Please be familiar with the requirements for carrying and using shotguns, the different types of hunting methods you may use and what you're required to do with any waterfowl you harvest.

Firearms, crossbows and archery tackle

Several rules apply to the types of shotguns, crossbows and archery tackle that may be used to take waterfowl in Utah.

Weapon requirements

50 CFR 20.21 and Utah Admin. Rule R657-9-7

You may take migratory game birds with any of the following:

- A shotgun no larger than 10 gauge
- A crossbow
- Archery equipment, including a draw lock

During most Utah waterfowl hunts, the shotgun you use cannot be capable of holding more than three shells (one in the chamber and two in the magazine).

Many shotguns can hold more than two shells in the magazine, but making these guns legal for waterfowl hunting is easy. An inexpensive item, called a "shotgun plug," comes with most shotguns or you can purchase one at most sporting goods stores.

And don't forget: you may use an unplugged shotgun—capable of holding more

than three shells—to hunt light geese during the February/March season. For season dates, see page 30.

Nontoxic shot and use of firearms, crossbows and archery tackle

50 CFR 20.21(j) and Utah Admin. Rules R657-9-8 and R657-9-9

A shotgun loaded with nontoxic shot is the only firearm you may discharge while hunting waterfowl or coot in any area of the state. (To learn what nontoxic shot is, please see page 57 of this guide.) In addition, nontoxic shot is the only ammunition you may have in your possession while on federal refuges, the Scott M. Matheson Wetlands Preserve, the Utah Lake Wetland Preserve and the following waterfowl management areas:

- Box Elder County—Harold S. Crane, Locomotive Springs, Public Shooting Grounds and Salt Creek
- Daggett County—Brown's Park
- Davis County—Farmington Bay, Howard Slough and Ogden Bay
- Emery County—Desert Lake
- Juab County—Mills Meadow

authorize the holder to legally possess or use a firearm, muzzleloader or any other dangerous weapon while hunting if they are otherwise restricted from possessing these weapons under Utah Code.

To determine whether you are allowed to possess a weapon, please review the Utah Code sections listed above or contact the law enforcement agency that oversees your case.

Are you allowed to possess a weapon?

Utah Code §§ 76-10-503 and 76-10-512

It is illegal under *Utah Code §§ 76-10-503 and 76-10-512* to possess or use a firearm, muzzleloader or any other dangerous weapon if you have been charged or convicted of certain offenses.

The purchase or possession of any hunting license, permit, tag or certificate of registration from the Division does not

Make sure you're in range

In the marsh, you should only shoot at birds that are within range. If you try to hit a bird that's too far away, there's a much greater chance the bird will be wounded or hard to find.

So, how do you know if you're in range? Before this year's waterfowl season opens, you can improve your ability to judge distance accurately with the following exercise:

- Find an area that's at least 50 yards long and place four regular-sized duck decoys 20, 30, 40 and 50 yards from your starting point.

- Millard County—Clear Lake and Topaz Slough
- Sanpete County—Manti Meadows
- Tooele County—Blue Lake and Timpie Springs
- Uintah County—Stewart Lake
- Utah County—Powell Slough
- Wayne County—Bicknell Bottoms
- Weber County—Ogden Bay and Harold S. Crane

You may not discharge a firearm, crossbow or archery tackle on any of the areas listed above at any time of the year, except during the open waterfowl hunting seasons or as authorized by the Division.

The ammunition restrictions in this section do not apply to concealed firearm permit holders, provided the person is not utilizing the concealed firearm to hunt or take wildlife.

Loaded firearms in a vehicle

Utah Code §§ 76-10-502, 76-10-504, 76-10-505 and 76-10-523

You may not carry a loaded firearm in or on a vehicle unless you meet all of the following conditions:

- If you don't have four regular-sized decoys, use four pieces of cardboard cut 21 inches long by 4 inches high (the size of a medium-sized duck).
- After placing your targets, go back to your starting point, bring your unloaded shotgun to your shoulder and aim it at the target that's 20 yards away. Notice how big your barrel looks in relation to the size of the target. Then aim at the targets that are 30, 40 and 50 yards away.

Practice this process enough, and you'll know how birds should look when you view them over your barrel at different distances in the marsh.

- You own the vehicle or have permission from the vehicle's owner.
- The firearm is a handgun.
- You are 18 years of age or older.

A pistol, revolver, rifle or shotgun is considered to be loaded when there is an unexpended cartridge, shell or projectile in the firing position.

Pistols and revolvers are also considered to be loaded when an unexpended cartridge, shell or projectile is in a position whereby the manual operation of any mechanism once would cause the unexpended cartridge, shell or projectile to be fired.

A muzzleloading firearm is considered loaded when it is capped or primed and has a powder charge and ball or shot in the barrel or cylinders.

The firearm restrictions in this section do not apply to concealed firearm permit holders, provided the person is not utilizing the concealed firearm to hunt or take wildlife.

Areas where you can't discharge a firearm

Utah Code § 76-10-508

You may not discharge a dangerous weapon or

firearm under any of the following circumstances:

- From a vehicle
- From, upon or across any highway
- At power lines or signs
- At railroad equipment or facilities, including any sign or signal
- Within Utah state park camp or picnic sites, overlooks, golf courses, boat ramps or developed beaches
- Without written permission from the owner or property manager, within 600 feet of:
 - A house, dwelling or any other building
 - Any structure in which a domestic animal is kept or fed, including a barn, poultry yard, corral, feeding pen or stockyard

State parks (new)

Utah Code § 76-10-508 and Utah Admin. Rule R651-614-4

New this year: Hunting of wildlife is allowed within the boundaries of all state park areas, **except** those areas and hunts specifically closed by the Utah Division of State Parks and Recreation in *Utah Admin. Rule R651-614*. For more information, visit stateparks.utah.gov/resources/hunting-at-state-park.

State laws regarding the possession and discharge of dangerous weapons apply in state park areas open to hunting. For information about discharging a dangerous weapon or firearm in a state park, see the *Areas where you cannot discharge a firearm* section above or review *Utah Code § 76-10-508*.

In addition to the rules above, the Great Salt Lake Marina and posted areas adjacent to the marina are closed to hunting.

No drones allowed

Utah Code § 23-20-3

It is illegal to use a drone while scouting or hunting protected wildlife in Utah.

Waterfowl hunting, including the retrieval of downed birds, is also prohibited on all of Antelope Island, including all areas within 600 feet of the upland vegetative line or any other clearly defined high water mark. Hunting is also prohibited within 600 feet of the north or south side of the Antelope Island causeway.

Hunters with disabilities

Utah Admin. Rule R657-12

Utah provides special hunting accommodations for people with disabilities. Among those accommodations are special-use blinds for disabled or wheelchair-bound hunters.

For more information, call your local Division office (see page 2) or visit wildlife.utah.gov/disabled.

Hunting methods

Several rules apply to the methods that you may use to hunt waterfowl in Utah.

Use of boats, and airborne and land vehicles

50 CFR 20.21(e), Utah Code § 23-20-3 and Utah Admin. Rule R657-9-10

You may use a boat or motorized aquatic vehicle to hunt waterfowl if you obey the following rules:

- Migratory game birds may not be taken from any motorboat, or craft that has a motor attached to it, unless the motor has been completely shut off and the motorboat or craft has stopped moving.
- Migratory game birds may not be taken from a sailboat unless the boat's sails are furled and the boat has stopped moving.

You may use any of these crafts under power to retrieve dead or crippled birds, but you may not shoot crippled birds from a craft if its motor is still running.

Also, you may not use any of the crafts listed above, or any type of motor-driven land, water or air transportation (including a drone),

Did it get wet? Decontaminate it!

When you hunt waterfowl, your boat, apparel and gear inevitably get wet or muddy.

And everything from your waders and decoys to your portable blinds and boat motors will provide good hiding places for microscopic invasive species or whirling disease spores.

If you're on foot, you need to complete the following steps before you leave a hunting area and walk into another waterbody.

1. Rinse all the mud and other debris off of your waders, boots and wetted gear or equipment.

2. Then, generously spray all of it—especially the felt soles of waders—with Formula 409 (a popular household cleaner). This treatment will kill any whirling disease spores.
3. After you return home, thoroughly clean and dry all of your gear before using it again.

If you're using a boat to hunt waterfowl, you need to follow the clean, drain and dry self-decontamination process described at stdofthesea.utah.gov.

If you don't have time to allow your boat to dry thoroughly, you can get it professionally decontaminated. Visit stdofthesea.utah.gov to find the nearest location and schedule a decontamination.

to concentrate, drive, rally or stir up migratory birds.

Airboats and personal watercraft

Utah Admin. Rule R657-9-11

Air-thrust or air-propelled boats and personal watercraft are not allowed in designated parts of the following areas for the purposes of waterfowl hunting:

- Box Elder County: Box Elder Lake, Bear River, that part of Harold S. Crane within one-half mile of all dikes and levees, Locomotive Springs, Public Shooting Grounds, Salt Creek and any posted units or areas within the Bear River Migratory Bird Refuge.
- Daggett County: Brown's Park
- Davis County: Howard Slough, Ogden Bay and Farmington Bay within diked units or as posted.
- Emery County: Desert Lake
- Millard County: Clear Lake and Topaz Slough
- Tooele County: Timpie Springs
- Uintah County: Stewart Lake

- Utah County: Powell Slough
 - Wayne County: Bicknell Bottoms
 - Weber County: Ogden Bay within diked units or as posted, and the portion of the Harold S. Crane Waterfowl Management Area that falls within Weber County
- The term "personal watercraft" means a motorboat that meets the following conditions:

- It is less than 16 feet in length.
- It is propelled by a water jet pump.
- It is designed to be operated by a person sitting, standing or kneeling on the vessel, rather than sitting or standing inside the vessel.

Restrictions on motorized boats

Utah Admin. Rule R657-9-12

Portions of four WMAs have been set aside for hunters who enjoy walking or paddling nonmotorized boats into the marsh. Motorized boats, which are boats with a motor of any kind, including a gas engine or an electric motor, are not allowed in the following areas:

- Clear Lake: The entire WMA

- Farmington Bay: South Crystal Unit
- Harold S. Crane: Rainbow Pond Unit and the main East Pond Unit
- Public Shooting Grounds: Wigeon Lake

Motorized vehicle access on waterfowl management areas

Utah Admin. Rule R657-9-12

A motorized vehicle is a vehicle that is self-propelled or possesses the ability to be self-propelled. This does not include vehicles moved solely by human power, motorized wheelchairs or an electric personal assisted mobility device.

Electric-assisted bicycles, propelled in part by electrical assistance, are only permitted on state waterfowl management areas if they meet the Class 1 definition provided in *Utah Code § 41-6a-102(8)* and (17).

Motorized vehicle travel on state waterfowl management areas is restricted to county roads, improved roads and parking areas.

Boating laws and rules

It isn't hard to have a safe waterfowl hunt. If your plans include a motorboat, please remember these laws and rules to ensure your safe return home:

- Everyone on your boat or vessel must have a properly fitted, U.S. Coast Guard-approved life jacket. Youth who are 12 and younger must wear a life jacket at all times.
- Vessels longer than 16 feet must have a throwable personal flotation device immediately available.
- All motorboats, including those with electric motors, must be registered and properly numbered.
- All motorboats must display appropriate navigation lights from sunset to sunrise. Manually propelled

Off-highway vehicles are not permitted on state waterfowl management areas, except in areas that are marked or posted open to their use.

Off-highway vehicles are not permitted on the Bear River Migratory Bird Refuge.

Waterfowl blinds on waterfowl management areas

Utah Admin. Rule R657-9-34

You can construct and use waterfowl blinds on Division waterfowl management areas (WMAs) as long as you obey the following rules:

- Waterfowl blinds may not be left unattended overnight unless they're constructed entirely of non-woody, vegetative materials that naturally occur where the blind is located.
- Live or dead-standing trees and shrubs on WMAs may not be cut or damaged unless the Division gives express, written permission to do so.

boats may use a white light.

- Let someone know where you are going and when you expect to return, along with your boat and vehicle license number. Remember to stick to your plan!
- All motorboats must carry a Type B, U.S. Coast Guard-approved fire extinguisher, unless exempt.
- In addition to the equipment above, airboats operating on Great Salt Lake and adjacent Waterfowl Management Areas (WMAs) must have a compass and either a flare, strobe light or other visual distress signal.

For additional boating safety information, visit boating.utah.gov or call 801-538-2628.

- Soil or rock, above or below the water's surface, may not be excavated on a WMA unless the Division gives express, written permission to do so.
- Rock and soil material may not be transported to a WMA to construct a blind.
- Waterfowl blinds may not be constructed or used in any area or manner that obstructs vehicle or pedestrian travel on dikes.

Waterfowl blinds that are constructed or maintained on WMAs in violation of the rules above may be removed or destroyed by the Division without notice.

The restrictions above do not apply to the following WMA areas:

- Farmington Bay Waterfowl Management Area—west and north of the Doug Miller Unit, Turpin Unit and Unit 1.
- Howard Slough Waterfowl Management Area—west and south of the exterior dike separating the WMA's freshwater impoundments from the Great Salt Lake.
- Ogden Bay Waterfowl Management Area—west of Unit 1, Unit 2 and Unit 3.
- Harold S. Crane Waterfowl Management Area—one half mile north and west of the exterior dike separating the WMA's freshwater impoundments from the Willard Spur.

Unattended blinds

In addition to the rules above, two other important rules apply to waterfowl blinds on WMAs and other state lands that are open to public hunting:

- Any person may use any unoccupied, permanent waterfowl blind. Waterfowl blinds on state lands are open on a first-come, first-served basis to everyone, not just to the person who built the blind.
- You cannot leave waterfowl blinds or decoys unattended overnight to reserve a spot.

Hunting-dog field trials and training

Utah Admin. Rule R657-46

Many of today's hunting dog field trialers and trainers want to use game birds (waterfowl or upland game) in their dog-related pursuits.

To use live game birds in dog field trials and training, you must follow certain rules and regulations. Those rules are available at any Division office or at wildlife.utah.gov/rules.

Sinkbox

50 CFR 20.21(c) and Utah Admin. Rule R657-9-13

You cannot take migratory game birds from any type of low-floating device that allows you to be concealed beneath the surface of the water. Called "sinkboxes," these devices float on the water, but they float barely above the water's surface. You may not hunt from sinkboxes. You may, however, hunt from other types of boxes, blinds or culverts that are attached to the bottom of the body of water where you are hunting.

Using dogs to hunt

Utah Admin. Rule R657-9-28

Dogs may be used to locate and retrieve waterfowl during open hunting seasons.

Although dogs are generally allowed on state wildlife and waterfowl management areas (WMAs), they are prohibited on many WMAs from March 10 to August 31 or as posted by the Division. Here's a complete list of WMAs and other Division-managed lands that are seasonally closed to dogs:

- Annabella
- Bear River (Trenton Property Parcel)
- Bicknell Bottoms
- Blue Lake
- Browns Park
- Bud Phelps
- Clear Lake

- Desert Lake
- Farmington Bay
- Harold S. Crane
- Hatt's Ranch
- Howard Slough
- Huntington
- James Walter Fitzgerald
- Kevin Conway
- Locomotive Springs
- Manti Meadows
- Mills Meadow
- Montes Creek
- Nephi
- Ogden Bay
- Pahvant
- Public Shooting Grounds
- Redmond Marsh
- Richfield
- Roosevelt
- Salt Creek
- Scott M. Matheson Wetlands Preserve
- Stewart Lake
- Timpie Springs
- Topaz Slough
- Utah Lake Wetland Preserve
- Vernal
- Willard Bay

Live decoys

50 CFR 20.21(f) and Utah Admin. Rule R657-9-14

You may not use live birds as decoys. Also, you may not take migratory game birds from an area where tame or captive live ducks or geese are present. The only exception is if the tame or captive live ducks or geese are—and have been—confined for at least 10 consecutive days before you take the migratory game birds. The area of confinement must substantially reduce the sound of the tame or captive birds' calls. It must also totally conceal the birds from the sight of wild migratory waterfowl.

Amplified bird calls

50 CFDR 20.21 (g) and Utah Admin. Rule R657-9-15

During most of Utah's waterfowl season,

you may not use recorded or electronically amplified bird calls or sounds, or recorded or electronically amplified imitations of bird calls or sounds. You may, however, use electronically amplified calls or sounds during the spring hunts for light geese in all four goose areas after Feb. 7, 2021. See page 30 for season dates.

Baiting

50 CFR 20.21 (i) and Utah Admin. Rule R657-9-16

Baiting is an illegal activity that involves the spreading of shelled, shucked or unshucked grain, feed or salt to lure, attract or entice birds to an area for the purposes of hunting them. You may not hunt waterfowl, snipe or coots by baiting, and you may not hunt in an area where you reasonably should have known that the area is or has been baited.

An area is considered to be baited for 10 days after the bait has been completely removed from the area.

You may not take waterfowl or coots on or over lands or areas where grain or other feed has been distributed or scattered as the result of the manipulation of an agricultural crop or other feed on the land where grown. However, you may take snipe on or over these areas.

Nothing in this guidebook prohibits you from harvesting waterfowl or coots on land with residual crops or feed left as a result of normal agricultural practices.

You also may take waterfowl, snipe and coots on or over the following lands or areas, as long as these areas have not been baited:

- Standing crops or flooded standing crops (including aquatics); standing, flooded or manipulated natural vegetation; flooded harvested croplands; or lands or areas where seeds or grains have been scattered solely as the result of a normal agricultural planting, harvesting, post-harvest manipulation (for example, a farmer working his land after the harvest is over) or normal soil stabilization

practice (for example, a farmer planting a cover crop to protect the soil during the winter);

- From a blind or other place of concealment camouflaged with natural vegetation;
- From a blind or other place of concealment camouflaged with vegetation from agricultural crops, as long as such camouflaging does not result in the exposing, depositing, distributing or scattering of grain or other feed; or
- Standing or flooded standing agricultural crops where grain is inadvertently scattered solely as a result of a hunter entering or exiting a hunting area, placing decoys or retrieving downed birds.

Falconry

Utah Admin. Rule R657-9-32

If you are interested in hunting waterfowl or coots with a falcon, you must obtain a hunting or combination license, a HIP number, a federal migratory game bird stamp and a falconry certificate of registration (COR). The areas open and the bag and possession limits for falconry are listed on page 31.

Legal falconry hours for waterfowl hunting are 30 minutes before official sunrise until official sunset.

Rest areas

Utah Admin. Rule R657-9-30

Unless you have prior permission from the Division, you may access and use state waterfowl management areas (WMAs) only during the hunting season or for other activities for which the WMAs have been posted open. While you're on a WMA, you may not participate in activities that are prohibited on the WMA.

In addition to the rules above, the Division has established portions of the WMAs as rest areas for wildlife. These areas are closed to the public, and trespass of any kind is prohibited.

The following locations are designated as rest areas:

- Clear Lake WMA—the area known as Spring Lake
- Desert Lake WMA—the area known as Desert Lake
- Farmington Bay WMA—the area that lies in the northwest quarter of Unit 1
- Ogden Bay WMA—the area known as North Bachman
- Public Shooting Grounds WMA—the area that lies above and adjacent to the Hull Lake Diversion Dike, known as Duck Lake
- Salt Creek WMA—the area known as Rest Lake

You can obtain maps of the rest areas by visiting Division offices or by visiting wildlife.utah.gov/waterfowl.

No-shooting areas

Utah Admin. Rule R657-9-30

The Division has designated certain portions of the state as no-shooting areas. In these areas, the discharge of weapons for the purpose of hunting is prohibited. No-shooting areas remain open to the public for other lawful activities.

The following locations are designated as no-shooting areas:

- All of Antelope Island — This includes all areas within 600 feet of the upland vegetative line or other clearly defined high water mark
- Antelope Island causeway—Within 600 feet of the north and south sides of the center line of the causeway
- Brown's Park WMA—Within 600 feet of all structures
- Farmington Bay WMA—Within 600 feet of the headquarters, within 600 feet of dikes and roads accessible by motorized vehicles, and within the area designated as the Learning Center

- Ogden Bay WMA—Within 600 feet of the headquarters area
- Gunnison Bend Reservoir—Below the high-water mark of the reservoir and its inflow, upstream to the Southerland Bridge (Millard County)
- Within the boundaries of all Utah State Parks, except those designated open by appropriate signage (see *Utah Administrative Rule R651-614-4*)
- Within 1/3 of a mile of the Great Salt Lake Marina
- All property within the boundary of the Salt Lake International Airport
- All property within the boundaries of federal migratory bird refuges, unless hunting waterfowl is specifically authorized by the federal government

Trespassing

Utah Code §§ 23-20-14 and 23-20-3.5

While taking wildlife or engaging in wildlife-related activities, you may not—without permission—enter or remain on privately owned land that is:

- Cultivated
 - Properly posted
 - Fenced or enclosed in a manner designed to exclude intruders
- In addition, you may not:
- Enter or remain on private land when directed not to do so by the owner or a person acting for the owner.
 - Obstruct any entrance or exit to private property.

“Cultivated land” is land that is readily identifiable as land whose soil is loosened or broken up for the raising of crops, land used for the raising of crops, or a pasture that is artificially irrigated.

“Permission” means written authorization from the owner or person in charge to enter upon private land that is cultivated or properly posted. Permission must include all of the following details:

- The signature of the owner or person in charge
 - The name of the person being given permission
 - The appropriate dates
 - A general description of the land
- “Properly posted” means that signs prohibiting trespass—or bright yellow, bright orange or fluorescent paint—are clearly displayed at all corners, on fishing streams crossing property lines, and on roads, gates and rights-of-way entering the land. Or, they are displayed in a manner that is visible to a person in the area.

You may not post private property you do not own or legally control or land that is open to the public as provided by *Utah Code § 23-21-4*. In addition, it is unlawful to take protected wildlife or its parts while trespassing in violation of *Utah Code § 23-20-14*.

You are guilty of a class B misdemeanor if you violate any provision described in this section. Your license, tag or permit privileges may also be suspended.

Possession and transportation

Once you’ve taken a migratory game bird, several rules apply to the use of the game you’ve taken.

During closed season

50 CFR 20.32 and Utah Admin. Rule R657-9-17

You may not possess any freshly killed migratory game birds when the hunting season is closed.

Live birds

50 CFR 20.38 and Utah Admin. Rules R657-4, R657-9-18

You may not possess or transport live migratory game birds. You must immediately kill any migratory game bird you wound and include it in your bag limit.

A hunting license does not give you authority to possess live migratory game birds.

Avian diseases in Utah

Avian cholera and avian botulism are diseases that primarily affect wild bird populations. Neither disease typically affects humans. Low pathogenic avian influenza is also common in wild waterfowl and usually does not cause disease in wild birds.

Highly pathogenic avian influenza is extremely rare in waterfowl in Utah and, to date, strains infectious to humans have not been detected in North America.

By taking some simple precautions, you can greatly reduce your risk of contracting any wildlife disease:

- Do not harvest any bird that appears sick, and do not pick up diseased birds or dead birds that you didn’t shoot.
- Do not handle or eat sick birds.
- Do not allow dogs or other pets to

handle or eat sick or dead birds.

- Keep your game birds cool, clean and dry.
- Wear rubber or disposable latex gloves while handling and cleaning your birds.
- After cleaning the birds, wash your hands with soap and water, and thoroughly clean and disinfect all knives, equipment, boots and surfaces that may have touched the birds with a 10-percent bleach solution.
- All birds should be cooked thoroughly (internal temperature should reach 165° F).
- Do not eat, drink or smoke while handling your birds.

For more information about avian diseases, please visit wildlife.utah.gov/diseases.

Waste of migratory game birds

50 CFR 20.25, Utah Code § 23-20-8 and Utah Admin. Rule R657-9-19

You may not waste any migratory game birds or permit them to be wasted or spoiled. (Waste means to abandon migratory game birds or to allow them to spoil or be used in a manner not normally associated with their beneficial use. For example, using the meat as fertilizer or for trapping bait is not considered a beneficial use.)

In addition, you may not kill or cripple any migratory game bird without making a reasonable effort to immediately retrieve it. Any migratory game bird that you wound must be immediately killed and included in your bag limit.

Termination of possession

50 CFR 20.39 and Utah Admin. Rule R657-9-20

Birds that you have taken are no longer in your possession once you’ve delivered the birds to another person as a gift, or once

you’ve taken the birds to a migratory bird preservation facility (i.e., a facility where birds are taken to be cleaned and prepared for consumption) or to a post office or common carrier and consigned them for transport to a person other than yourself.

Tagging requirement

50 CFR 20.36 and Utah Admin. Rule R657-9-21

If you leave your birds in the custody of another person for picking, cleaning, processing, shipping, transporting or storing, including temporary storage, or at a location to have taxidermy services performed, you must tag the birds. You must sign the tag, and it must include your address and Utah hunting license number, the total number and species of birds taken and the date the birds were killed.

If you’re transporting migratory game birds that you’ve taken, the birds are not considered to be in storage or temporary storage, and you don’t need to have a tag on them at that time.

New this year: Starting in 2020, there

are new rules for tagging swans. For details, see page 15.

Giving birds to someone else

50 CFR 20.40, Utah Code § 23-20-9 and Utah Admin. Rule R657-9-22

You can give the waterfowl you've taken to another person, but please remember the following:

- If you give birds to someone at any location, you must tag the birds. The tag must include your address and Utah hunting license number, the total number and species of birds you're donating, the date the birds were killed and the date the birds were donated. You must also sign the tag.
- If you accept birds from another hunter, those birds become part of your possession limit. For example, if you have 15 ducks at home in your freezer, and you accept 6 ducks from another hunter, you now have 21 ducks in your possession. That's the maximum number of ducks you can have in your possession in Utah. You'll have to eat some of those ducks before you can go hunting and take more.

Custody of another person's birds

50 CFR 20.37 and Utah Admin. Rule R657-9-23

You may not receive or have in your custody migratory game birds that belong to another person unless the birds have been tagged in the manner described in *Tagging requirement* on page 25.

Species identification requirement

50 CFR 20.43 and Utah Admin. Rule R657-9-24

You may not transport migratory game birds within the United States unless the head or one fully feathered wing remains attached to each bird while you're transporting them to

your home or to a migratory bird preservation facility (i.e., a facility where birds are taken to be cleaned and prepared for consumption).

Marking package or container

50 CFR 20.44 and Utah Admin. Rule R657-9-25

You may not transport migratory game birds, by the Postal Service or a common carrier, unless all of the following items are clearly marked on the outside of the package or container:

- Your name and address
- The name and address of the recipient
- The number and the species of the birds contained in the package

A Utah shipping permit must accompany each migratory game bird package that is shipped within or from Utah. Shipping permits are available from the Division.

Migratory bird preservation facilities

50 CFR 20.82 and 20.83 and Utah Admin. Rule R657-9-26

No migratory bird preservation facility (see definition on page 56) shall receive or have in custody any migratory game bird unless accurate records are maintained that can identify who each bird was received from and can show all of the following information:

- The number of each species
- The location where they were taken
- The date the birds were received
- The name and address of the person from whom the birds were received
- The date the birds were disposed of
- The name and address of the person to whom the birds were delivered

In addition, migratory bird preservation facilities may not destroy any records they are required to maintain under this section for a period of one year following the last entry on record.

Record keeping as required by this section is not necessary at hunting clubs that do not

fully process migratory birds by removing their head and wings.

No migratory bird preservation facility may prevent any person authorized to enforce this part from entering their facilities at all reasonable hours and inspecting the records and the premises where bird-processing operations are being carried out.

Importation

For information regarding the importation of migratory game birds you've harvested in another country, please see *50 CFR 20.61 and 20.62*, and *Utah Admin. Rule R657-9-27* at wildlife.utah.gov/rules.

Bag limits

50 CFR 20.11 and 20.24 and Utah Admin. Rule R657-9-29

Federal bag and possession limits apply to migratory game bird hunting, regardless of the number of states or provinces you may have hunted in during your trip. For example, if you hunt ducks in two states, the total number of ducks you take in one day cannot exceed a single federal bag and possession limit. (For example, if the federal bag limit is 7 ducks, and you take 5 ducks in one state and then travel to another state and hunt the same day, you can take only 2 ducks in the second state.)

Checkpoints and officer contacts

Utah Code §§ 23-20-25 and 77-23-104

To help the Division fulfill its responsibility as trustee and custodian of Utah's wildlife, Division conservation officers and biologists monitor the taking and possession of waterfowl and the required permits, firearms and equipment used for hunting. You should expect to encounter conservation officers and biologists checking hunters in the marsh and at checkpoints.

If you're contacted by a conservation officer, you must provide the officer with the items he or she requests, including any licenses and permits required for hunting, any devices

used to participate in hunting and any birds you've taken. These contacts allow the Division to collect valuable information about Utah's waterfowl populations.

Special regulations for national wildlife refuges

Utah Admin. Rule R657-9-30

More than 500 refuges across the nation and the U.S. territories are included in the U.S. Fish and Wildlife Service's National Wildlife Refuge System. Three of those refuges—Bear River, Fish Springs and Ouray—are located in Utah, and the following regulations apply to all.

- Current state and federal regulations apply for season dates, shooting hours, and bag and possession limits.
- Hunters may possess and use only approved nontoxic shot while in the field.
- Hunters may not enter closed areas to retrieve birds. Therefore, allow enough room between the closed area boundary and where you're hunting to retrieve your birds.
- Camping is not permitted on the refuges.
- Prohibited activities include wood cutting and gathering, littering, disturbing or removing plants or natural objects, and removing artifacts of antiquity. Shell casings and ammunition boxes are litter. Failure to make a reasonable effort to retrieve litter could result in a citation.

Maps of all three refuges are available online at wildlife.utah.gov/waterfowl.

The following is specific information and regulations for each of the federal refuges in Utah:

Bear River

50 CFR 32.64

- The refuge will be open for the youth waterfowl hunt on Sept. 19, 2020.
- A map of the refuge is available online at wildlife.utah.gov/waterfowl.

- Hunters may not shoot or hunt within 100 yards of refuge roads open to vehicle traffic.
- Hunters may not enter the hunting units (scout) prior to the opening day.
- Hunters may not use pits or permanent blinds. The building of a temporary blind made of natural material is permitted, but is not allowed prior to the opening day.
- Airboats are only permitted in the posted open areas of units 6, 7, 8, 9, 10 and the C blocks.
- Off-highway vehicles are not permitted on the refuge.
- Hunters may enter the refuge two hours before legal sunrise and must exit the refuge by two hours after legal sunset.
- The refuge prohibits leaving decoys, boats, vehicles and other personal property on the refuge overnight.
- Hunters may only park in designated parking areas.

Store your digital license on the app

With our convenient Utah Hunting and Fishing app, you can now download your license to a smartphone or tablet.

If a conservation officer asks to see your license, you can produce the digital copy, which is just as valid as a paper license.

If you use the app, you will be able to easily see when your license expires.

You can also enter and save your HIP number on the app, so it's available when you need it.

The app is available for both Apple and Android devices. You can download it at wildlife.utah.gov/mobileapp.

Please remember that licenses are different from permits. If you have a permit for a specific hunt, you must carry it with you while hunting.

- Persons possessing, transporting, or carrying firearms on the refuge must comply with all provisions of state and local law. Firearms may only be discharged according to refuge regulations (*50 CFR 27.42* and *50 CFR 32.64*).
- Archery hunting is not allowed on the refuge.
- Predator and snipe hunting are not allowed on the refuge.
- Commercial guiding and outfitter activities are not allowed on the refuge.
- All hunters entering, using or occupying the refuge for waterfowl hunting must abide by all terms and conditions listed on the refuge website.

For more information call the refuge manager at 435-723-5887 or visit go.usa.gov/chxDH.

Fish Springs

50 CFR 32.64

- The refuge will be open for the youth waterfowl hunt on Oct. 3, 2020.
- A map of the refuge is available online at wildlife.utah.gov/waterfowl.
- The hunting program has expanded at Fish Springs NWR to include more species of migratory birds and new areas for upland and big game. For more information, visit the website at www.fws.gov/refuge/fish_springs.
- All hunters must register individually at the visitor information station before entering the open hunting area and before exiting the refuge.
- Hunters may construct nonpermanent blinds, but must remove all blinds constructed out of materials other than vegetation at the end of the hunting day.
- The refuge provides a Special Blind Area for use by the disabled. The refuge prohibits trespass for any reason by any individual not registered to utilize the area.

- The refuge allows the use of small boats, 15 feet or less, but does not allow gasoline motors and air boats.
- Hunters may enter the refuge two hours before sunrise, and must exit the refuge by 1½ hours after sunset. Hunters may not leave decoys, boats, vehicles and other personal property on the refuge overnight.

All hunters entering, using or occupying the refuge for waterfowl hunting must abide by all terms and conditions listed on the refuge website. For more information, call the refuge manager at 435-693-3122 or visit go.usa.gov/chxWk.

Ouray

50 CFR 32.64

- The refuge will be open for the youth waterfowl hunt on Sept. 19, 2020.
- A map of the refuge is available online at wildlife.utah.gov/waterfowl.
- Leota Bottom is the only refuge area open to duck, goose and coot hunting. Access into Leota Bottom is limited to foot, bike, canoe, rowboat or electric motorized boats. Gas-powered boats are not permitted.
- Persons possessing, transporting, or carrying firearms on the refuge must comply with all provisions of state and local law. Firearms may only be discharged according to refuge regulations (*50 CFR 27.42* and *50 CFR 32.64*). Snipe and swan hunting are not allowed on the refuge.
- The use of pits and permanent blinds is not allowed. The building of a temporary blind made of natural material is permitted, but is not allowed prior to opening day.
- All hunters entering, using or occupying the refuge for waterfowl hunting must abide by all terms and conditions listed on the refuge website.

How will COVID-19 affect the waterfowl hunts?

Although the COVID-19 pandemic has drastically affected all of our lives this year, there are currently no plans to close any of Utah's 2020-2021 waterfowl hunts.

With that said, there are federal, state and local regulations beyond our control, and we have no way to know exactly which regulations will be in place this fall.

You can learn about those regulations—and stay informed about any other pandemic-related changes—by visiting wildlife.utah.gov/covid.

We will also use email and our social media channels to communicate changes that may affect you and your hunt. Visit wildlife.utah.gov/stay-connected.html to sign up for email updates and to follow us on Facebook, Twitter, Instagram and YouTube.

We hope you and your loved ones have fun, successful hunts during the upcoming waterfowl season—stay safe out there!

- For more information call the refuge manager at 435-545-2522 or visit go.usa.gov/chxWp.

SEASON DATES AND BAG AND POSSESSION LIMITS

Utah Admin. Rule R657-9-29

Ducks, mergansers, coots and scaup

Northern Zone dates: Sept. 19, 2020 (for Youth Waterfowl Hunt) and Oct. 3, 2020–Jan. 16, 2021 throughout the Northern Zone (except for scaup, which you can hunt Oct. 3–Dec. 27, 2020). For a list of counties in the Northern Zone, see page 57.

Southern Zone dates: Oct. 3, 2020 (for Youth Waterfowl Hunt) and Oct. 17, 2020–Jan. 30, 2021 throughout the Southern Zone (except for scaup, which you can hunt Nov. 6, 2020–Jan. 30, 2021). For a list of counties in the Southern Zone, see page 58.

Bag and possession limits: All bag and possession limits are listed below:

- Ducks, mergansers and scaup—The daily bag limit is 7 birds (except no more

than 2 canvasbacks, no more than 2 female mallards, no more than 1 pintail, no more than 2 redheads, no more than 2 wood ducks and no more than 2 scaup). The possession limit is three times the daily bag limit.

- Coots—25 daily or 75 in possession

Geese

Dark geese season dates

Eastern Box Elder goose area: Sept. 19, 2020 (for Youth Waterfowl Hunt) and Oct. 3, 2020–Jan. 16, 2021

Northern goose area: Sept. 19, 2020 (for Youth Waterfowl Hunt) and Oct. 3–15, 2020 and Oct. 24, 2020–Jan. 24, 2021

Southern goose area: Oct. 3, 2020 (for Youth Waterfowl Hunt), Oct. 17, 2020–Jan. 30, 2021

Wasatch Front goose area: Sept. 19, 2020 (for Youth Waterfowl Hunt), Oct. 3–15, 2020 and Nov. 7, 2020–Feb. 7, 2021

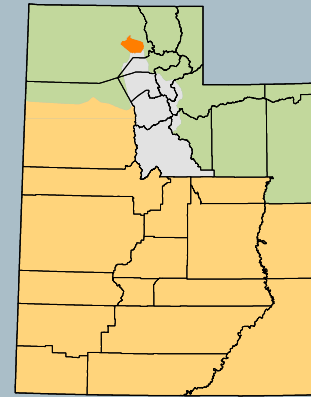
Light geese season dates

Statewide: Oct. 26–Dec. 15, 2020 and Jan. 15–March 10, 2021

Notes: The Bear River, Fish Springs and Ouray national wildlife refuges and the Brown's Park, Desert Lake, Farmington Bay, Harold S. Crane, Howard Slough, Locomotive Springs, Ogden Bay, Public Shooting Grounds and Salt Creek waterfowl management areas (WMAs) will be closed to light goose hunting for the season, starting on the last day of the dark goose hunt within their respective goose areas. Maps of Utah's WMAs and national wildlife refuges are available at wildlife.utah.gov/waterfowl. Millard County

Goose areas

For maps and boundary descriptions of the four goose areas, visit wildlife.utah.gov/huntplanner.



- Eastern Box Elder goose area
- Northern goose area
- Southern goose area
- Wasatch goose area

will be closed to light goose hunting from Feb. 15–28, 2021.

Goose area boundaries: See the goose area map above.

Bag and possession limits: Dark geese (cackling, Canada, white-fronted, brant)—4 per day, 12 in possession; Light geese (snow, blue, Ross)—20 per day, 60 in possession.

Falconry

Dates: The season dates that apply to traditional waterfowl hunters also apply to falconers. (Refer to the dates listed on page 7 for Wilson's snipe, ducks, mergansers, geese, coots and scaup.)

Bag and possession limits for Wilson's snipe, ducks, mergansers, geese, coots and scaup: The daily bag limit for falconers is 3 birds. The possession limit is 9 (singly or in combination).

Important: The only falconers who may hunt during the Youth Waterfowl Hunts are those who are 17 years old or younger on July 31, 2020.

Rails

No open season.

Swan (holders of swan permits only)

Application dates: Use hunt number **TS1000** to apply for a swan permit from July 1–16, 2020.

Reminder: Youth with swan permits may hunt swans during the Youth Waterfowl Hunt in the Northern Zone, which is Sept. 19, 2020. The general swan season is Oct. 3–Dec. 13, 2020, unless the Division's monitoring program indicates that 20 trumpeter swans have been taken. If 20 or more trumpeter swans are taken, the season will be closed earlier than Dec. 13, and the Division will notify all permit holders. (See page XX for more information about identifying swans.)

Permit requirement: You must have a valid swan permit to hunt swans. The holder of a swan permit may take and possess only one swan during the 2020 season.

Swan hunting boundary: See a detailed map of the boundary online at wildlife.utah.gov/huntplanner.

Falconry: All permit requirements, season dates and other swan regulations apply.

Wilson's snipe

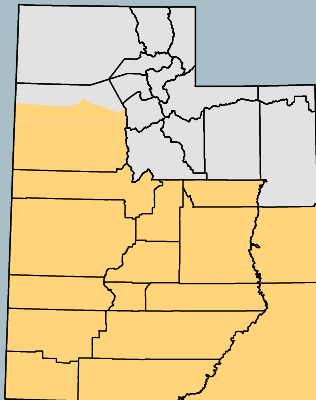
Northern Zone dates: Oct. 3, 2020–Jan. 16, 2021

Southern Zone dates: Oct. 17, 2020–Jan. 30, 2021

Bag and possession limits: The daily bag limit is 8, and the possession limit is 24.

Duck zones

For maps and boundary descriptions of the Northern and Southern duck zones visit wildlife.utah.gov/huntplanner.



- Northern zone
- Southern zone

ID THAT SWAN BEFORE YOU SHOOT IT

Utah's 2019 swan hunt had to close early because too many trumpeter swans were killed.

Only nine states offer swan hunting, and Utah is one of them. Unfortunately, last year's swan hunt had to close early—for the first time ever—because hunters killed 20 trumpeter swans. That was the limit of trumpeter swan harvests legally allowed in one season.

To prevent the loss of swan hunting opportunities, hunters need to be particularly careful to identify swan species before shooting.

Although a small amount of trumpeter harvest is legal—to allow for occasional misidentification—the hunt is only intended for tundra swans. You don't want to be the person that gets the hunt shut down for everyone else.

Special rules to protect trumpeter swans

Back in 2001, the State of Utah entered into an agreement with the U.S. Fish and Wildlife Service. That goal of that agreement was to help protect trumpeter swans, whose populations had dwindled after years of overhunting and habitat loss.

The agreement required the state to closely monitor trumpeter swan harvest and prevent too many birds from being killed. In return, Utah could continue to allow hunting for tundra swans.

Mercury and ducks

Because of elevated mercury levels in three duck species—cinnamon teal, northern shoveler and common goldeneye—hunters should be careful about how much they consume. You can read the latest consumption advisories for these species at waterfowladvisories.utah.gov.

At that time, the trumpeter swan quota was 10 birds. (It only changed to 20 birds last year.) The state agreed to close the season immediately if hunters hit that federal limit.

A mandatory orientation course

To prevent excessive trumpeter swan harvest, the Division requires anyone who wants to apply for a swan permit to complete a mandatory, in-depth orientation course. For more information about the course, see page 11.

The course outlines common swan hunting issues and explains the physical differences between tundra and trumpeter swans. (**Hint:** Adult trumpeter swans are much larger and don't have a distinctive yellow spot in front of their eyes.) For swan illustrations and identifying characteristics, see page 53.

The course also covers all the rules and regulations related to swan hunting. You can find those rules on pages 11–15.

If you obtain a swan permit

If you are fortunate enough to obtain a swan permit, there are strict regulations in place and a mandatory reporting requirement. You must submit a complete report, even if you do not hunt or harvest a swan. For details, see page 15.

If you do harvest a swan, you must tag it, and then have it measured by a Division employee or Bear River Migratory Bird Refuge representative within 72 hours of harvest. **Important:** Swan tagging rules have changed this year. See page 15 for details.

Waterfowl Slam program

This year, the Division will continue the Waterfowl Slam program in partnership with multiple conservation organizations. Hunters who choose to join the program can earn different sizes and colors of bands for harvesting drakes of various species.



In recent years, using Waterfowl Slam funding, we have created new ponds and improved wildlife habitat on multiple waterfowl management areas.

We have many exciting ideas for future projects. Please consider participating in Utah's Waterfowl Slam Program in 2020 so we can make these projects happen! To learn more about the slam, visit wildlife.utah.gov/waterfowl-slam.

A remarkable opportunity

Having the opportunity to hunt swans here in Utah is truly remarkable. Please help prevent an early closure and don't jeopardize the number of permits the state can issue each year.

By making an effort to identify the species, obey swan-hunting laws and focus on tundra swan harvest, you can play an important role in maintaining future swan hunting opportunities in Utah.

UTAH'S YOUTH WATERFOWL HUNTS

Utah Admin. Rule R657-9-29

This year, Utah will again hold two Youth Waterfowl Hunts. The first one will be on Sept. 19, 2020 in the state's Northern Zone, and the second one will be on Oct. 3, 2020 in the state's Southern Zone.

Reminder: Youth who have drawn swan permits in the hunt drawing may hunt for swans during the youth hunt in the Northern Zone. Youth who have not drawn swan permits may **not** hunt swans.

Age requirements

Anyone who is 17 years old or younger on July 31, 2020 may participate in the hunts. You must also have a Utah hunting, combination or three-day nonresident small-game license, and a HIP registration number. If you are 16 years old or older, you must have a current federal migratory bird hunting and conservation stamp, also called a duck stamp. For details on meeting these requirements, see page 9.

Falconers may not participate in this hunt unless they meet the age requirements.

Adults must accompany youth hunters. Please see page 8 of this guide for more information about the requirements adults must meet to accompany a youth in the field.

Shooting hours and bag limits

The shooting hours for the Youth Waterfowl Hunt are from 30 minutes before sunrise until sunset. This means that on Sept. 19, youth in the Northern Zone can hunt from 6:43 a.m. until 7:29 p.m. On Oct. 3, youth in the Southern Zone can hunt from 6:57 a.m. until 7:05 p.m.

Important: If you plan to hunt Utah's national wildlife refuges during the Youth Waterfowl Hunts, keep in mind that Bear River and Ouray are in the Northern Zone (Sept. 19) and Fish Springs is in the Southern Zone (Oct. 3). For details, see pages 27–29.

The bag limits for the Youth Waterfowl Hunt are as follows:

- Ducks, mergansers and scaup: 7 birds (except no more than 2 canvasbacks, no more than 1 pintail, no more than 2 redheads, no more than 2 wood ducks and no more than 2 scaup).
- Coots: 25 birds
- Dark geese (cackling, Canada, white-fronted and brant): 4 birds
- Swan: 1 bird (**swan permit required, see the Hunt Planner for the swan hunt boundary**)

Closed for youth hunt

Youth may not hunt the following species during the youth hunt:

- Any light geese (snow, blue and Ross')
- Wilson's snipe

Did you harvest a banded bird?

If you harvested a banded bird, we encourage you to voluntarily report it at www.reportband.gov.

When you submit a report, you will receive information about when and where the bird was originally banded. Likewise, the person who banded the bird will be notified about the harvest and where it occurred.

By participating in this program, you're helping researchers understand more about waterfowl populations and their migration patterns.

You can also visit http://j.mp/waterfowl_bands to see detailed information about all waterfowl banded in Utah since 1912.

SHOOTING HOURS

Utah Admin. Rule R657-9-31

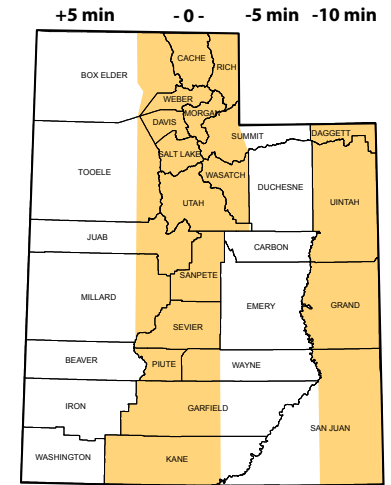
Shooting hours for all waterfowl, snipe and coots begin 30 minutes before official sunrise. Shooting hours end at official sunset. These rules apply statewide, even on opening day. Please remember that there is not a later start time for Utah's urban counties on the day of the waterfowl opener.

Note: Remember to subtract 30 minutes from the time of official sunrise to determine when you can start shooting.

Official sunrise and sunset times are different, depending on the day and your location. Please consult the time zone map on this page to learn the differences.

You must also follow one other shooting-hour rule: You may not take wildlife or discharge any firearm, crossbow or archery tackle on state-owned lands adjacent to the Great Salt Lake, on Division-controlled waterfowl management areas or on federal refuges between official sunset and 30 minutes before official sunrise.

Time zone map



Maps available online

Looking for maps and boundary descriptions for Utah's duck-, goose- and swan-hunting areas? You'll find them online at wildlife.utah.gov/huntplanner.

Maps of Utah's Waterfowl Management Areas and national wildlife refuges are available at wildlife.utah.gov/maps.

October 2020

Date	Sunrise A.M.	Sunset P.M.	Species
1	7:25	7:08	
2	7:26	7:07	
3	7:27	7:05	* ⬆ ⬆ ⬆ ⬆
4	7:28	7:04	* ⬆ ⬆ ⬆ ⬆
5	7:29	7:02	* ⬆ ⬆ ⬆ ⬆
6	7:30	7:00	* ⬆ ⬆ ⬆ ⬆
7	7:31	6:59	* ⬆ ⬆ ⬆ ⬆
8	7:32	6:57	* ⬆ ⬆ ⬆ ⬆
9	7:33	6:56	* ⬆ ⬆ ⬆ ⬆
10	7:34	6:54	* ⬆ ⬆ ⬆ ⬆
11	7:35	6:52	* ⬆ ⬆ ⬆ ⬆
12	7:36	6:51	* ⬆ ⬆ ⬆ ⬆
13	7:37	6:49	* ⬆ ⬆ ⬆ ⬆
14	7:38	6:48	* ⬆ ⬆ ⬆ ⬆
15	7:39	6:46	* ⬆ ⬆ ⬆ ⬆
16	7:40	6:45	* ⬆ ⬆ ⬆ ⬆
17	7:42	6:43	* * ⬆ ⬆ ⬆ ⬆ + ⬆
18	7:43	6:42	* * ⬆ ⬆ ⬆ ⬆ + ⬆
19	7:44	6:40	* * ⬆ ⬆ ⬆ ⬆ + ⬆
20	7:45	6:39	* * ⬆ ⬆ ⬆ ⬆ + ⬆
21	7:46	6:37	* * ⬆ ⬆ ⬆ ⬆ + ⬆
22	7:47	6:36	* * ⬆ ⬆ ⬆ ⬆ + ⬆
23	7:48	6:35	* * ⬆ ⬆ ⬆ ⬆ + ⬆
24	7:49	6:33	* * ⬆ ⬆ ⬆ ⬆ + ⬆
25	7:51	6:32	* * ⬆ ⬆ ⬆ ⬆ + ⬆
26	7:52	6:31	* * ⬆ ⬆ ⬆ ⬆ + ⬆ ✓
27	7:53	6:29	* * ⬆ ⬆ ⬆ ⬆ + ⬆ ✓
28	7:54	6:28	* * ⬆ ⬆ ⬆ ⬆ + ⬆ ✓
29	7:55	6:27	* * ⬆ ⬆ ⬆ ⬆ + ⬆ ✓
30	7:56	6:25	* * ⬆ ⬆ ⬆ ⬆ + ⬆ ✓
31	7:57	6:24	* * ⬆ ⬆ ⬆ ⬆ + ⬆ ✓

- * Ducks, mergansers, coots and Wilson's snipe—Northern zone
- * Ducks, mergansers, coots and Wilson's snipe—Southern zone
- ⬆ Scaup—Northern zone
- ◆ Scaup—Southern zone

November 2020

Date	Sunrise A.M.	Sunset P.M.	Species
1	6:59	5:23	* * ⬆ ⬆ ⬆ ⬆ + ⬆ ✓
2	7:00	5:22	* * ⬆ ⬆ ⬆ ⬆ + ⬆ ✓
3	7:01	5:21	* * ⬆ ⬆ ⬆ ⬆ + ⬆ ✓
4	7:02	5:19	* * ⬆ ⬆ ⬆ ⬆ + ⬆ ✓
5	7:03	5:18	* * ⬆ ⬆ ⬆ ⬆ + ⬆ ✓
6	7:04	5:17	* * ⬆ ⬆ ⬆ ⬆ + ⬆ ✓
7	7:06	5:16	* * ⬆ ⬆ ⬆ ⬆ + ⬆ ✓
8	7:07	5:15	* * ⬆ ⬆ ⬆ ⬆ + ⬆ ✓
9	7:08	5:14	* * ⬆ ⬆ ⬆ ⬆ + ⬆ ✓
10	7:09	5:13	* * ⬆ ⬆ ⬆ ⬆ + ⬆ ✓
11	7:10	5:12	* * ⬆ ⬆ ⬆ ⬆ + ⬆ ✓
12	7:12	5:11	* * ⬆ ⬆ ⬆ ⬆ + ⬆ ✓
13	7:13	5:11	* * ⬆ ⬆ ⬆ ⬆ + ⬆ ✓
14	7:14	5:10	* * ⬆ ⬆ ⬆ ⬆ + ⬆ ✓
15	7:15	5:09	* * ⬆ ⬆ ⬆ ⬆ + ⬆ ✓
16	7:16	5:08	* * ⬆ ⬆ ⬆ ⬆ + ⬆ ✓
17	7:17	5:07	* * ⬆ ⬆ ⬆ ⬆ + ⬆ ✓
18	7:19	5:07	* * ⬆ ⬆ ⬆ ⬆ + ⬆ ✓
19	7:20	5:06	* * ⬆ ⬆ ⬆ ⬆ + ⬆ ✓
20	7:21	5:05	* * ⬆ ⬆ ⬆ ⬆ + ⬆ ✓
21	7:22	5:05	* * ⬆ ⬆ ⬆ ⬆ + ⬆ ✓
22	7:23	5:04	* * ⬆ ⬆ ⬆ ⬆ + ⬆ ✓
23	7:24	5:04	* * ⬆ ⬆ ⬆ ⬆ + ⬆ ✓
24	7:25	5:03	* * ⬆ ⬆ ⬆ ⬆ + ⬆ ✓
25	7:27	5:03	* * ⬆ ⬆ ⬆ ⬆ + ⬆ ✓
26	7:28	5:02	* * ⬆ ⬆ ⬆ ⬆ + ⬆ ✓
27	7:29	5:02	* * ⬆ ⬆ ⬆ ⬆ + ⬆ ✓
28	7:30	5:01	* * ⬆ ⬆ ⬆ ⬆ + ⬆ ✓
29	7:31	5:01	* * ⬆ ⬆ ⬆ ⬆ + ⬆ ✓
30	7:32	5:01	* * ⬆ ⬆ ⬆ ⬆ + ⬆ ✓

- ◆ Dark geese in the Northern goose area
- ⊕ Dark geese in the Wasatch Front goose area
- + Dark geese in the Southern goose area
- ⬆ Dark geese in the Eastern Box Elder goose area
- ✓ Light geese

December 2020

Date	Sunrise A.M.	Sunset P.M.	Species
1	7:33	5:00	* * ⬆ ⬆ ⬆ ⬆ + ⬆ ✓
2	7:34	5:00	* * ⬆ ⬆ ⬆ ⬆ + ⬆ ✓
3	7:35	5:00	* * ⬆ ⬆ ⬆ ⬆ + ⬆ ✓
4	7:36	5:00	* * ⬆ ⬆ ⬆ ⬆ + ⬆ ✓
5	7:37	5:00	* * ⬆ ⬆ ⬆ ⬆ + ⬆ ✓
6	7:38	5:00	* * ⬆ ⬆ ⬆ ⬆ + ⬆ ✓
7	7:39	5:00	* * ⬆ ⬆ ⬆ ⬆ + ⬆ ✓
8	7:39	5:00	* * ⬆ ⬆ ⬆ ⬆ + ⬆ ✓
9	7:40	5:00	* * ⬆ ⬆ ⬆ ⬆ + ⬆ ✓
10	7:41	5:00	* * ⬆ ⬆ ⬆ ⬆ + ⬆ ✓
11	7:42	5:00	* * ⬆ ⬆ ⬆ ⬆ + ⬆ ✓
12	7:43	5:00	* * ⬆ ⬆ ⬆ ⬆ + ⬆ ✓
13	7:44	5:00	* * ⬆ ⬆ ⬆ ⬆ + ⬆ ✓
14	7:44	5:01	* * ⬆ ⬆ ⬆ ⬆ + ⬆ ✓
15	7:45	5:01	* * ⬆ ⬆ ⬆ ⬆ + ⬆ ✓
16	7:46	5:01	* * ⬆ ⬆ ⬆ ⬆ + ⬆
17	7:46	5:02	* * ⬆ ⬆ ⬆ ⬆ + ⬆
18	7:47	5:02	* * ⬆ ⬆ ⬆ ⬆ + ⬆
19	7:47	5:02	* * ⬆ ⬆ ⬆ ⬆ + ⬆
20	7:48	5:03	* * ⬆ ⬆ ⬆ ⬆ + ⬆
21	7:48	5:03	* * ⬆ ⬆ ⬆ ⬆ + ⬆
22	7:49	5:04	* * ⬆ ⬆ ⬆ ⬆ + ⬆
23	7:49	5:05	* * ⬆ ⬆ ⬆ ⬆ + ⬆
24	7:50	5:05	* * ⬆ ⬆ ⬆ ⬆ + ⬆
25	7:50	5:06	* * ⬆ ⬆ ⬆ ⬆ + ⬆
26	7:50	5:06	* * ⬆ ⬆ ⬆ ⬆ + ⬆
27	7:51	5:07	* * ⬆ ⬆ ⬆ ⬆ + ⬆
28	7:51	5:08	* * ⬆ ⬆ ⬆ ⬆ + ⬆
29	7:51	5:09	* * ⬆ ⬆ ⬆ ⬆ + ⬆
30	7:51	5:09	* * ⬆ ⬆ ⬆ ⬆ + ⬆
31	7:52	5:10	* * ⬆ ⬆ ⬆ ⬆ + ⬆

- * Ducks, mergansers, coots and Wilson's snipe—Northern zone
- * Ducks, mergansers, coots and Wilson's snipe—Southern zone
- ⬆ Scaup—Northern zone
- ◆ Scaup—Southern zone

January 2021

Date	Sunrise A.M.	Sunset P.M.	Species
1	7:52	5:11	* * ⬆ ⬆ ⬆ ⬆ + ⬆
2	7:52	5:12	* * ⬆ ⬆ ⬆ ⬆ + ⬆
3	7:52	5:13	* * ⬆ ⬆ ⬆ ⬆ + ⬆
4	7:52	5:14	* * ⬆ ⬆ ⬆ ⬆ + ⬆
5	7:52	5:15	* * ⬆ ⬆ ⬆ ⬆ + ⬆
6	7:52	5:16	* * ⬆ ⬆ ⬆ ⬆ + ⬆
7	7:52	5:17	* * ⬆ ⬆ ⬆ ⬆ + ⬆
8	7:52	5:18	* * ⬆ ⬆ ⬆ ⬆ + ⬆
9	7:51	5:19	* * ⬆ ⬆ ⬆ ⬆ + ⬆
10	7:51	5:20	* * ⬆ ⬆ ⬆ ⬆ + ⬆
11	7:51	5:21	* * ⬆ ⬆ ⬆ ⬆ + ⬆
12	7:51	5:22	* * ⬆ ⬆ ⬆ ⬆ + ⬆
13	7:50	5:23	* * ⬆ ⬆ ⬆ ⬆ + ⬆
14	7:50	5:24	* * ⬆ ⬆ ⬆ ⬆ + ⬆
15	7:49	5:25	* * ⬆ ⬆ ⬆ ⬆ + ⬆ ✓
16	7:49	5:26	* * ⬆ ⬆ ⬆ ⬆ + ⬆ ✓
17	7:48	5:27	* ⬆ ⬆ ⬆ ⬆ + ⬆ ✓
18	7:48	5:29	* ⬆ ⬆ ⬆ ⬆ + ⬆ ✓
19	7:47	5:30	* ⬆ ⬆ ⬆ ⬆ + ⬆ ✓
20	7:47	5:31	* ⬆ ⬆ ⬆ ⬆ + ⬆ ✓
21	7:46	5:32	* ⬆ ⬆ ⬆ ⬆ + ⬆ ✓
22	7:46	5:33	* ⬆ ⬆ ⬆ ⬆ + ⬆ ✓
23	7:45	5:35	* ⬆ ⬆ ⬆ ⬆ + ⬆ ✓
24	7:44	5:36	* ⬆ ⬆ ⬆ ⬆ + ⬆ ✓
25	7:43	5:37	* ⬆ ⬆ ⬆ ⬆ + ⬆ ✓
26	7:43	5:38	* ⬆ ⬆ ⬆ ⬆ + ⬆ ✓
27	7:42	5:39	* ⬆ ⬆ ⬆ ⬆ + ⬆ ✓
28	7:41	5:41	* ⬆ ⬆ ⬆ ⬆ + ⬆ ✓
29	7:40	5:42	* ⬆ ⬆ ⬆ ⬆ + ⬆ ✓
30	7:39	5:43	* ⬆ ⬆ ⬆ ⬆ + ⬆ ✓
31	7:38	5:44	* ⬆ ⬆ ⬆ ⬆ + ⬆ ✓

- ◆ Dark geese in the Northern goose area
- ⊕ Dark geese in the Wasatch Front goose area
- + Dark geese in the Southern goose area
- ⬆ Dark geese in the Eastern Box Elder goose area
- ✓ Light geese

February 2021

Date	Sunrise A.M.	Sunset P.M.	Species
1	7:37	5:46	☼ ✓
2	7:36	5:47	☼ ✓
3	7:35	5:48	☼ ✓
4	7:34	5:49	☼ ✓
5	7:33	5:51	☼ ✓
6	7:32	5:52	☼ ✓
7	7:31	5:53	☼ ✓
8	7:30	5:54	✓
9	7:29	5:55	✓
10	7:27	5:57	✓
11	7:26	5:58	✓
12	7:25	5:59	✓
13	7:24	6:00	✓
14	7:22	6:02	✓
15	7:21	6:03	✓
16	7:20	6:04	✓
17	7:18	6:05	✓
18	7:17	6:06	✓
19	7:16	6:08	✓
20	7:14	6:09	✓
21	7:13	6:10	✓
22	7:11	6:11	✓
23	7:10	6:12	✓
24	7:08	6:13	✓
25	7:07	6:15	✓
26	7:05	6:16	✓
27	7:04	6:17	✓
28	7:02	6:18	✓

March 2021

Date	Sunrise A.M.	Sunset P.M.	Species
1	7:01	6:19	✓
2	6:59	6:20	✓
3	6:58	6:21	✓
4	6:56	6:23	✓
5	6:55	6:24	✓
6	6:53	6:25	✓
7	6:52	6:26	✓
8	6:50	6:27	✓
9	6:48	6:28	✓
10	6:47	6:29	✓

All hunts end March 10

Colored symbols represent species that may be hunted on the dates listed.

☼ Ducks, mergansers, coots and Wilson's snipe—Northern zone

☼ Ducks, mergansers, coots and Wilson's snipe—Southern zone

☼ Scaup—Northern zone

☼ Scaup—Southern zone

☼ Dark geese in the Northern goose area

☼ Dark geese in the Wasatch Front goose area

☼ Dark geese in the Southern goose area

☼ Dark geese in the Eastern Box Elder goose area

✓ Light geese

Identification


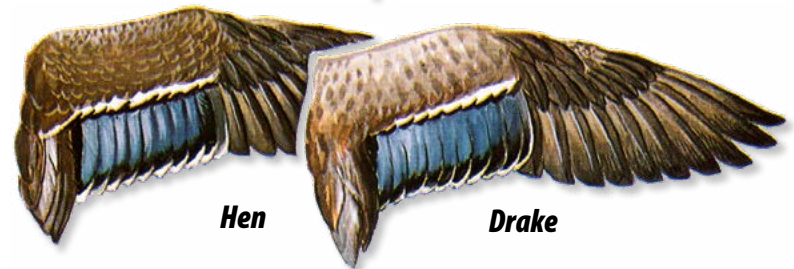
Mallard

Drake has a solid green head and a short tail. Hen is mottled brown.
Length: 24 inches | Weight: 2¾ pounds

Eclipse drake

**Hen****Orange bill**



Fall plumage drake

**Yellow to olive bill****Orange feet****Hen****Drake**

Identification



Gadwall

Often mistaken for a mallard. Quicker and more agile than the mallard.
Length: 21 inches | Weight: 2 pounds



Northern Pintail


Distinguished by long, pointed tail. Length: 26 inches | Weight: 1¾ pounds



Identification


American Wigeon

The white belly and forewing are very showy in the air. Drakes have a distinctive whistle. Length: 21 inches | Weight: 1¾ pounds



Northern Shovelers


Often called spoon bill and mistaken for a mallard. Length: 19 ½ inches | Weight: 1 ½ pounds



Identification


Redhead

Often confused with the canvasback, the redhead has a grayer back and a more rounded head. Length: 20 inches | Weight: 2½ pounds



Canvasback



One of the largest and fastest ducks. The wedge-shaped bill gives this duck a unique profile. The drake has a whitish back. Length: 22 inches | Weight: 3 pounds



Identification


Scaup

The scaup has a blue bill and a white band along the back of the wing.
Length: 17 inches | Weight: 17/8 pounds



Ring-necked duck

Both sexes have a pale, whitish ring around the tip of their bill. In flight, wings and back appear darker than on the scaup. Length: 17 inches | Weight: 2½ pounds



Identification

Blue-Winged Teal

Drakes have a white crescent behind their bill and both sexes have blue wing coverts. Length: 16 inches | Weight: 1½ pounds



Eclipse Drake

Cinnamon Teal

Drakes are dark red with a yellow eye. Males and females look very similar early in the year. Length: 15 inches | Weight: 1 pound.



Eclipse Drake

Green-Winged Teal


The smallest of the teal species. Both sexes have green on their wings. Length: 14 inches | Weight: 1 pound.



Eclipse Drake

Ruddy duck

A small diving duck with a broad bill and small wings. Length: 16 inches | Weight: 1½ pounds



Hen

Winter Drake

Summer Drake




Sexes similar



Identification

Goldeneye

Drakes have a white spot behind the bill. Immature drakes look similar to hens. Length: 20 inches | Weight: 2½ pounds




Common Eclipse Drake




Common

Barrow's




Bufflehead

A small duck with white patches on the wings and head. Length: 15 inches | Weight: 1½ pounds



Drake



Identification

Snow goose

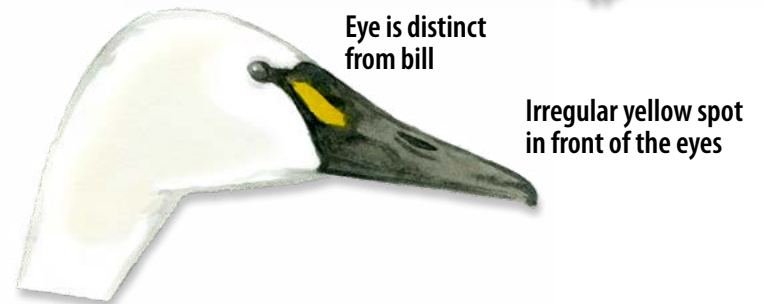


Snow goose illustrations by Ben Sutter

Swan

Adult Tundra Swan

Length: 55-60 inches | Weight: 12-16 pounds



Adult Trumpeter Swan

Length: 65-70 inches | Weight: 20-25 pounds



Swan illustrations by Ben Sutter

Identification

Pelican

Not legal to shoot.

Black wing tips



Large yellow bill



Wilson's snipe

The snipe usually flushes singly or in pairs and has a rust-colored patch on the back. The dowitcher, which flushes in flocks, has white feathers.



Dowitcher

Not legal to shoot.



DEFINITIONS

CFR 20.11, Utah Code § 23-13-2 and Utah Admin. Rule R657-9-2

Bait means shelled, shucked or unshucked corn, wheat or other grain, salt or other feed that lures, attracts or entices migratory game birds.

Baited area means the direct or indirect placing, exposing, depositing, distributing, or scattering of salt, grain, or other feed that could serve as a lure or attraction for migratory game birds to, on, or over any areas where hunters are attempting to take them.

Baiting means the direct or indirect placing, exposing, depositing, distributing or scattering of salt, grain or other feed that could serve as a lure or attraction for migratory gam birds to, on or over any areas where hunters are attempting to take them.

CFR means the Code of Federal Regulations.

Closed season means the days on which migratory game birds shall not be taken.

Daily bag limit means the maximum number of migratory game birds of a single species, or combination (aggregate) of species, permitted to be taken by one person in any one day during the open season in any one specified geographic area for which a daily bag limit is prescribed.

Dark geese means the following species: cackling, Canada, white-fronted and brant.

Division means the Utah Division of Wildlife Resources.

Domicile means the place where an individual has a fixed permanent home and principal establishment. It is also the place to which the individual, if absent, intends to return; and in which the individual, and the individual's family voluntarily reside, not for a special or temporary purpose, but with

the intention of making a permanent home. To create a new domicile, an individual shall abandon the old domicile and be able to prove that a new domicile has been established.

Light geese means the following species: snow, blue and Ross'.

Live decoys means tame or captive ducks, geese or other live birds.

Manipulation means the alteration of natural vegetation or agricultural crops by activities that include but are not limited to mowing, shredding, discing, rolling, chopping, trampling, flattening, burning or herbicide treatments. The term "manipulation" does not include the distributing or scattering of grain, seed or other feed after removal from storage on the field where grown.

Migratory bird preservation facility means any of the following organizations or people:

- Any person who—at their residence or place of business, and for hire or other consideration—receives, possesses or has in custody any migratory game birds belonging to another person for purposes of picking, cleaning, freezing, processing, storage or shipment.
- Any taxidermist, cold-storage facility or locker plant that for hire or other consideration receives, possesses or has in custody any migratory game birds belonging to another person for purposes of picking, cleaning, freezing, processing, storage or shipment.
- Any hunting club that in the normal course of operations receives, possesses or has in custody any migratory game birds belonging to another person for purposes of picking, cleaning, freezing, processing, storage or shipment.

Migratory game birds means those migratory birds included in the terms of conventions between the United States and any foreign country for the protection of migratory birds, for which open seasons are prescribed in this part and belong to the following families:

- *Anatidae* (ducks, mergansers, swans and geese, including brant)
- *Columbidae* (doves and pigeons)
- *Corvidae* (American crow)
- *Gruidae* (cranes)
- *Rallidae* (rails, coots and gallinules)
- *Scolopacidae* (woodcock and snipe)

Motorized vehicle means a vehicle that is self-propelled or possesses the ability to be self-propelled. This does not include vehicles moved solely by human power, motorized wheelchairs, or an electric personal assisted mobility device.

Natural vegetation means any non-agricultural, native or naturalized plant species that grows at a site in response to planting or from existing seeds or other propagules. The term "natural vegetation" does not include planted millet. However, planted millet that grows on its own in subsequent years after the year of planting is considered natural vegetation.

Nonresident means a person who does not qualify as a resident.

Nontoxic shot means soft iron, steel, copper-plated steel, nickel-plated steel, zinc-plated steel, bismuth-tin, tungsten-iron, tungsten-polymer, tungsten-matrix, tin and any other shot types approved by the U.S. Fish and Wildlife Service. Lead, nickel-plated lead, copper-plated lead, copper and lead/copper alloy shot have not been approved.

Normal agricultural operation means a normal agricultural planting, harvesting, post-harvest manipulation or agricultural practice that is conducted in accordance with official recommendations of State Extension Specialists of the Cooperative Extension Service of the U.S. Department of Agriculture.

Normal agricultural planting, harvesting or post-harvest manipulation means a planting or harvesting undertaken for the purpose of producing and gathering a crop, or manipulation after such harvest and removal of grain that is conducted in accordance with official recommendations of State Extension Specialists of the Cooperative Extension Service of the U.S. Department of Agriculture.

Normal soil stabilization practice means a planting for agricultural soil erosion control or post-mining land reclamation conducted in accordance with official recommendations of State Extension Specialists of the Cooperative Extension Service of the U.S. Department of Agriculture for agricultural soil erosion control.

Northern Zone includes all of Box Elder, Cache, Daggett, Davis, Duchesne, Morgan, Rich, Salt Lake, Summit, Uintah, Utah, Wasatch and Weber counties, and the portion of Tooele County that is north of I-80.

Off-highway vehicle means any motor vehicle designed for or capable of travel over unimproved terrain.

Open season means the days on which migratory game birds may lawfully be taken. Each period prescribed as an open season shall be construed to include the first and last days thereof.

Permanent waterfowl blind means any waterfowl blind that is left unattended overnight and that is not a portable structure capable of immediate relocation.

Possession means actual or constructive possession.

Possession limit means the maximum number of migratory game birds of a single species or a combination of species permitted to be possessed by any one person when lawfully taken in the United States in any one specified geographic area for which a possession limit is prescribed.

Resident means a person who has a domicile (fixed permanent home and principal establishment) in Utah for six consecutive months immediately preceding the purchase of a license or permit, AND DOES NOT claim residency for hunting, fishing or trapping in any other state or country.

An individual retains Utah residency if he or she leaves Utah to serve in the armed forces of the United States, or for religious or educational purposes, and does NOT claim residency for hunting, fishing or trapping in any other state or country.

Members of the armed forces of the United States and dependents are residents as of the date the member reports for duty under assigned orders in Utah, if:

- The member is NOT on temporary duty in Utah and does NOT claim residency for hunting, fishing or trapping in any other state or country.
- The member presents a copy of his or her assignment orders to a Division office to verify the member's qualification as a resident.

A nonresident attending an institution of higher learning in Utah as a full-time student may qualify as a resident if the student has been present in Utah for 60 consecutive days immediately preceding the purchase of the license or permit and does NOT claim residency for hunting, fishing or trapping in any other state or country.

A Utah resident license or permit is invalid if a resident license for hunting, fishing or

trapping is purchased in any other state or country.

An individual DOES NOT qualify as a resident if he or she is an absentee landowner paying property tax on land in Utah.

Sinkbox means any type of low floating device, having a depression, affording the hunter a means of concealment beneath the surface of the water.

Spoiled means impairment of the flesh of wildlife which renders it unfit for human consumption.

Southern Zone includes all of Beaver, Carbon, Emery, Garfield, Grand, Iron, Juab, Kane, Millard, Piute, San Juan, Sanpete, Sevier, Washington and Wayne counties and the portion of Tooele County that is south of I-80.

Tag means a card, label or other identification device used for attachment to the carcass of any protected wildlife.

Take means to hunt, pursue, harass, catch, capture, angle, seine, trap or kill any protected wildlife or to attempt any of these actions.

Transport means to ship, export, import or receive or deliver for shipment.

Waste means to abandon protected wildlife or to allow protected wildlife to spoil or to be used in a manner not normally associated with its beneficial use.


Waterfowl means ducks, including mergansers, geese, brant and swans.

Waterfowl blind means any manufactured place of concealment, including boats, rafts, tents, excavated pits, or similar structure, which has been designed to partially or completely conceal a person while hunting waterfowl.

Youth means a person who will be 17 years of age or younger on July 31.



YOUR Wildlife Connection



wildlife.utah.gov/stayconnected



Be among the first to know what's going on in Utah's wildlife world:

- See incredible videos
- Attend cool events
- Receive email alerts
- Read the latest news
- Learn new skills
- Find the job of a lifetime

